

**NEW  
STUDY OPTION!**



AMERICAN  
HERITAGE GIRLS®  
FAITH | SERVICE | FUN

# FAITH AWARD PROGRAM OVERVIEW



# Table of Contents

Introduction to the AHG Faith Award Program	3
Two Faith Award Tracks	3
Choosing a Study	3
Program Implementation	4
Multiple Christian Faith Traditions	4
Type of Study	4
Study Options	5
Guiding Girls Through the AHG Faith Award Program	6
Spirit of the Badge	6
Going Beyond	6
Faith Award Program Training	6

The Faith Award Program Overview contains an Implementation Guide for each study. Click the links below to navigate directly to the study of your choice OR use the page numbers provided to print just the page range of a specific study.

Faith Awards	7
--------------	---

## B.Y. Faith Awards 7

AHG Creed: A R.E.A.L. Life Bible Study	8
Live It Out: A Beautiful Tale of Integrity and Faith	22
Bible Basics Badge	27
Daughter of the King Badge	33
Identity Badge	39
Women of Faith Badge	45
Back2Back Ministries Patch Program	51
Bible Belles Patch Program	61
Girls In Prayer Patch Program	70
Heart of Womanhood Patch Program	74
I Choose Truth Patch Program	81
Operation Christmas Child: The Greatest Journey	90
P.R.A.Y	95

## Catholic Faith Awards 105

FAQs	125
------	-----

General Questions	125
B.Y. Faith Awards	128
Catholic Faith Awards	129

# Introduction to the AHG Faith Award Program

Faith is foundational to the Mission of American Heritage Girls. Christ is the focus and the reason for everything AHG does. In the AHG Oath, girls promise to love God. In the AHG Creed, girls commit to being reverent. The AHG Program is rooted in Christ. Through the Faith Emphasis, AHG hopes that girls will grow in their faith and become lifelong Christ-followers. Girls will understand their identity in Christ, learn to submit to Christ, and seek God’s will for their lives.

AHG hopes that girls will experience God in all parts of AHG—friends, service, badges, and more! AHG’s Faith Award Program is one of the main avenues for integrating faith into the AHG Program.



## TWO FAITH AWARD TRACKS

There are two tracks under which Faith Award options are available—The **Catholic Faith Awards** and the **Build Your Faith Awards (B.Y. Faith Awards)**. The two tracks were created to allow families to choose the curriculum that best fits the needs of their girls. The Catholic Faith Awards honor the AHG Creed, Oath, and Mission, connecting what girls are learning in AHG with the Catechism of the Catholic Church. B.Y. Faith Awards allow families to choose from different options that will accelerate girls in learning to live by faith.

Both Faith Award tracks give girls the opportunity to grow deeper in their faith and relationship with Christ. Towards that end, **one year of Faith Award programming is required for Tenderhearts, Explorers, and Pioneers to complete their Level Awards. For the Patriot Level Award, girls must complete either Segments One and Two of the Catholic Faith Award for their Program Level or one component of a B.Y. Faith Award.**

## CHOOSING A STUDY

AHG has compiled a diverse list of studies that meet the Faith Award requirements. Troops should include the input of their Charter Organization and the parents of each girl when choosing from these options:

OPTION	DESCRIPTION
<b>Troop</b>	Some of the approved studies are available to girls at every Program Level. Troops may decide to have all girls participate in the same study at their different Program Levels if parental input indicates that one study would meet the needs of all girls. Troops designate one person, often the Troop Shepherd, to lead the implementation. This role would include: helping girls choose the study, acquiring the materials, and equipping Unit Leaders to work with their Unit.
<b>Unit</b>	Troops may allow each Unit to choose a different study if parental input indicates that one study would meet the needs of all girls within that Unit. In this case, Unit Leaders and girls may choose from one of the options available for their Unit.
<b>Individual</b>	Though many Faith Awards are well-suited for completion in a group setting, girls may complete these awards independently with a trusted adult mentor, maintaining two-deep leadership, or a parent. As part of the Catholic Faith Award programming, Tenderhearts and Explorers working towards their Catholic Faith Awards will always complete their award with a parent.



## PROGRAM IMPLEMENTATION

Troops are encouraged to choose an implementation strategy that best fits their Troop schedule and girls' needs. Recommended approaches, planning considerations, and sample schedules are provided for each Faith Award study in the following pages. As you create your implementation strategy, remember a girl must complete the Faith Award requirement(s) of her Program Level to earn her Level Award ([see page 3](#)).

OPTION	DESCRIPTION
<b>Every Meeting</b>	Work on Faith Awards during regular Unit time, progressing through a small portion of the requirements at each meeting throughout the Program Year.
<b>Dedicated Meetings</b>	Set aside a small number of meetings, either during your regular Troop meeting time or on a different date, to focus entirely on Faith Awards.
<b>Faith-Focused Event</b>	Pick a special day when girls can come together with their Unit to focus on their Faith Awards. Many of the approved studies may be completed in a one-day event or significant progress made with some follow-up work afterward.
<b>Multi-Day Event</b>	Take a Troop or Unit retreat weekend to work on Faith Awards, or incorporate them into a week-long camp with a workshop each day. Expand your event to Multi-Troop to provide additional perspectives during discussion time and increase girl connections.
<b>Independent Study</b>	Girls may work on their Faith Awards individually at home or in a small group setting outside of Troop time with a respected mentor, maintaining two-deep leadership, or with a parent.

## MULTIPLE CHRISTIAN FAITH TRADITIONS

Troops may encounter differing points of view among the girls through Faith Awards, particularly with membership from multiple faith traditions and backgrounds. This is an excellent opportunity for girls to learn to demonstrate respect toward each other. Troops serving girls from multiple faith traditions should assist girls and families in selecting a Faith Award that honors AHG's Christian values and what the family teaches at home. The faith tradition reflected in each study is labeled to help equip Troops in their decision-making.

OPTION	DESCRIPTION
<b>Catholic</b>	These studies, created for AHG by the AHG National Catholic Committee, explore the faith, history, and traditions of the Catholic Church as they apply to the life of a Catholic AHG Girl Member.
<b>Protestant</b>	These studies are created by AHG Program Alliances for multiple organizations and explore the Protestant faith through studying Scripture and traditional faith disciplines.
<b>Ecumenical</b>	These studies are a mix of options created by both AHG and Program Alliances with content in line with core principles of the Christian faith, beliefs reflected in the AHG Statement of Faith.

When implementing the Faith Award Program within a Troop of multiple faith traditions, studies that are specifically Catholic or Protestant may be completed at home or in a small group setting. Ecumenical Faith Awards may be completed at home, in a small group setting, or together as a whole Troop or Unit. It is essential to unite girls and adults under the Biblical truths found in the AHG Statement of Faith and learn from each other's perspectives on secondary issues. Adult Members should model respect and compassion to girls during these difficult conversations, and families can lean into the wisdom of their priest or pastor in both selecting curriculum and continuing in-depth discussions of deeper topics raised during girl studies.

## TYPE OF STUDY

Each study option also has labels naming the type of study.

OPTION	DESCRIPTION
<b>Foundations</b>	These studies are for girls learning about the building blocks of their faith. Foundations are fundamental to the faith of every Christian and may include topics such as the Gospel, prayer, how to read your Bible, who God is, etc.
<b>Topical</b>	These studies are for girls familiar with the basics who want to dive deeper into a particular topic.
<b>In-depth</b>	These studies are for girls who are more mature in their faith and want to dig into their relationship with the Lord.

## STUDY OPTIONS

The following chart outlines all curriculum options which qualify for AHG's Faith Award Program:

	AWARD TITLE	PROGRAM LEVELS				FAITH TRADITION	TYPE OF STUDY	COST PER GIRL*	APPROX. TIME**
		TH	EX	PI	PA				
<b>AHG RECOMMENDED OPTIONS</b>	<b>B.Y. FAITH AWARDS</b>								
	AHG Creed: A R.E.A.L. Life Bible Study	•	•	•	•	Ecumenical	Foundations Topical In-depth	\$\$	🕒
	Live It Out: A Beautiful Tale of Integrity and Faith				•	Ecumenical	In-depth	\$\$	🕒🕒
	Bible Basics Badge	•	•	•	•	Ecumenical	Foundations	\$	🕒
	Daughter of the King Badge	•	•	•	•	Ecumenical	Topical	\$	🕒
	Identity Badge	•	•	•	•	Ecumenical	Topical	\$	🕒
	Women of Faith Badge	•	•	•	•	Ecumenical	Topical	\$	🕒
	<b>CATHOLIC FAITH AWARDS</b>								
	Deus et Familia Mea: God and My Family	•				Catholic	Foundations Topical In-depth	\$\$	🕒🕒🕒
	Deus et Patria Mea: God and My Country		•						
Deus et Civitas Mea: God and My Community			•						
Femina Integritatis: Woman of Integrity				•					
<b>OTHER OPTIONS</b>	<b>B.Y. FAITH AWARDS</b>								
	Back2Back Ministries Patch Program		•	•	•	Ecumenical	Topical	\$\$	🕒🕒
	Bible Belles Patch Program	•	•			Ecumenical	Topical	\$\$\$	🕒
	Girls in Prayer Patch Program	•	•	•	•	Ecumenical	Topical	\$	🕒
	Heart of Womanhood Patch Program		•	•	•	Ecumenical	Topical	\$\$\$	🕒🕒
	I Choose Truth Patch Program	•	•	•	•	Protestant	Topical	\$\$	🕒🕒
	Operation Christmas Child: The Greatest Journey	•	•			Protestant	Foundations	\$\$	🕒🕒🕒
	<b>P.R.A.Y.</b>								
	God and Me	•				Protestant	Foundations In-depth	\$\$	🕒🕒🕒
	God and Family		•						
God and Church			•						
God and Life				•					

\* The above "Cost Per Girl" accounts for materials and insignia (prices subject to change). This reflects the estimated cost to purchase all materials and insignia required for just one girl:

- \$—free study materials, reflects cost of insignia only
- \$\$—low-cost study materials plus cost of insignia
- \$\$\$—higher-cost study materials plus cost of insignia

Some studies have a higher cost of materials for Patriots (i.e., Heart of Womanhood). Some studies have free or low-cost materials, but total spending increases with activity supplies (i.e., Pajamas and Pancakes Prayer Party for Girls in Prayer). Cost savings may result from studies that only require the purchase of materials once per Program Level (i.e., Bible Belles reading books). See Faith Award Descriptions on the following pages for detailed material and insignia breakdowns.

\*\* The above "Approx. Time" represents an estimated amount of time taken to complete each award, as follows:

- 🕒—Comparable to a light to average badge
- 🕒🕒—Comparable to a slightly longer badge
- 🕒🕒🕒—Comparable to two or more badges

Keep in mind that award requirements for Tenderhearts and Explorers will take less time than Pioneers and Patriots, as is the case with most badges. For example, the Girls in Prayer Patch Program will require more time for Pioneers and Patriots than for the younger Program Levels. This is comparable to the Daughter of the King Badge, which may be light compared to several other badges, but the Pioneers and Patriots will still require more time to complete the badge than younger Program Levels.

## GUIDING GIRLS THROUGH THE AHG FAITH AWARD PROGRAM

Below are examples of how an American Heritage Girl could progress through the Faith Award Program by Level. See Faith Award Descriptions for a more in-depth explanation of each approved study option.

PROGRAM LEVEL	EXAMPLE 1	EXAMPLE 2	EXAMPLE 3	EXAMPLE 4
<b>Tenderheart</b>	Deus et Familia Mea: God and My Family	Daughter of the King Badge	Bible Belles Patch Program	R.E.A.L. Life Creed Study *
<b>Explorer</b>	Deus et Patria Mea: God and My Country	Bible Basics Badge	Identity Badge	R.E.A.L. Life Creed Study *
<b>Pioneer</b>	Deus et Civitas Mea: God and My Community	Back2Back Ministries Patch Program	Women of Faith Badge	R.E.A.L. Life Creed Study *
<b>Patriot</b>	Femina Integritatis: Woman of Integrity	Femina Integritatis: Woman of Integrity	Live It Out: A Beautiful Tale of Integrity and Faith	R.E.A.L. Life Creed Study *

\* Through AHG's developmentally-phased programming, this study could be repeated at each Program Level by studying different Creed words at each level, completing a gradually higher level of requirements, and increasing the degree of study for each Creed word. See Faith Award Descriptions for a more in-depth explanation.

## SPIRIT OF THE BADGE

The AHG Program is designed to support a girl's Biblical worldview development with a strong focus on her relationship with Jesus Christ. Through the AHG Faith Award Program, faith-focused studies guide a girl through exploring and strengthening her relationship with her Heavenly Father. There are times when a specific Faith Award requirement can be fulfilled in a different way to best meet girls' needs. Troops are encouraged to reference AHG's **Spirit of the Badge** Principle when determining how to tailor the details of a Faith Award study for their Troop (keyword search "Spirit of the Badge" in **AHGresource**).

## GOING BEYOND

Each approved Faith Award study option is rich in content designed to draw girls closer to their Lord and Savior. Troops are welcome and encouraged to utilize this material in ways over and above the Faith Award Program. For example, excerpts could be used for an opening devotional at a Troop meeting or a closing devotional before bed at a Unit lock-in. Older girl studies, such as **Live It Out: A Beautiful Tale of Integrity and Faith**, or spiritual foundation studies, such as **AHG Creed: A R.E.A.L. Life Bible Study**, can provide excellent time shared in God's Word by Adult Members during Troop Ministry Team meetings. Explore how these resources can best serve your Troop as Faith Awards and beyond!

## FAITH AWARD PROGRAM TRAINING

Training is available on the **AHGequip** tab on AHGfamily. This training includes the **AHG Faith Award Program**—an overview of all Faith Awards—and the **Catholic Faith Award Mentor Training**. Training is accessible to any Adult Member who wants to learn more about AHG's Faith Award Program but is particularly recommended for Troop Shepherds or anyone working directly with girls pursuing their Faith Awards.

# B.Y. Faith Awards

The Build Your Faith Award Program (B.Y. Faith Award Program) provides girls with a dynamic, exciting curriculum that helps them understand their identity in Christ and ignites a passion for pursuing His will in their lives. The name B.Y. Faith comes from Hebrews 11, which shows several examples of people throughout God’s family who have taken steps in faith. By faith Abel brought, Noah built, Abraham obeyed, Isaac blessed, Joseph spoke, and so much more. God works through His people by guiding them to do things “by faith” rather than their own understanding. B.Y. is also an acronym for “Build Your.” Before the girls in a Troop can do anything “by faith,” they need to develop a love for and trust in God. Build her faith through AHG’s Faith Award Program.



The B.Y. Faith Award Program has several different options, created in collaboration with many of AHG’s Program Alliances and volunteers to allow Troops, Units, and girls great choices at each Program Level. This program can be:

- **Used by multiple denominations**—Girls of most Christian denominations can participate and grow in their relationship and understanding of Christ by earning these awards.
- **Customizable**—Parents and Unit Leaders know their girls best. They know where girls need the most growth. With the guidance of their Charter Organization, Troop Shepherd, and parents, Unit Leaders should choose what will work best for their Unit from the approved awards on the following pages.
- **Adaptable**—Troops may adapt and utilize these options in many different AHG settings.

## B.Y. FAITH AWARD INSIGNIA

When a girl completes one of the study options at her Program Level, she earns her Faith Award Pin. Each Program Level has a pin to wear on the front of her vest or sash. Tenderhearts and Explorers wear their pins under the Troop numbers on their vests. Pioneers and Patriots wear their pins under the Flag Patch on their sash. Girls can transfer these pins to each new uniform, stacked one on the other, in order to display the full collection. These pins can be purchased in the AHGstore by the Troop’s Approved Purchasers.




Several studies also allow girls to earn a patch. These patches are placed on the back of a girl’s vest or sash and would not move to the next uniform. Patches are optional, and some studies may not have corresponding patches. Patches can be purchased in the AHGstore by any parent or Adult Member.



# FAITH AWARD PROGRAM

## B.Y. FAITH AWARDS

# AHG CREED: A R.E.A.L. LIFE BIBLE STUDY





# AHG CREED: A R.E.A.L. LIFE BIBLE STUDY

 **AHG RECOMMENDED OPTION** | Foundations, Topical, In-depth | \$\$ | 

AHG would like every girl to know how valuable and precious the Word of God is. When girls learn to engage directly with God’s Word, they begin to know Him more deeply and desire to follow Him. The R.E.A.L Life Bible Study draws girls into Scripture to discover His truth for themselves with a four-step process that increases girls’ understanding of Scripture and how it speaks into the words of the AHG Creed. As you lead girls through R.E.A.L. Life, AHG hopes that you too will grow in knowledge and love of God and the Holy Bible.

**Read It**—What does it say? Girls read one key Bible verse and up to ten “dig deeper” Scripture passages for each Creed word.

**Examine It**—What does it mean? Girls explore factual details of Scripture through questions and informational observations surrounding the Biblical passages, such as word definitions, authorship, and historical context.

**Apply It**—How does it affect me? Girls engage in critical thinking skills as they discuss the message within the studied Scripture, how it connects with other parts of the Bible, and what it means in their lives.

**Live It**—How can you use it to light your world? Girls deepen the connection between their life and their faith by putting legs to what they have learned through a large selection of activity options.

## AWARD REQUIREMENTS

---

To earn the B.Y. Faith Award and R.E.A.L. Life Creed Study Patch, girls must complete the following requirements:

- **Tenderhearts**—four total verse studies plus two total activities (with focus on two Creed words)
- **Explorers**—six total verse studies plus three total activities (with focus on three Creed words)
- **Pioneers**—six total verse studies plus three total activities (with focus on three Creed words)
- **Patriots**—eight total verse studies plus four total activities (with focus on four Creed words)

The workbook includes verse study and notes pages for each key verse plus activity choices for each Creed word. The optional Extension Pack includes study pages for each “dig deeper” passage. This study is customizable and allows Troops to select the most appropriate verses (Read It), questions (Examine It and Apply It), and activities (Live It) for varying Program Levels and study settings.

## TOTAL TIME






The total time required to complete this study depends upon Program Level, girl involvement in discussion, and how long they take to complete the activities. The following are estimates by Program Level:

**Tenderhearts**—2-4 hours



**Explorers/Pioneers**—3-5 hours


**Patriots**—4-6 hours

**Materials Purchase:**

-  **AHG Creed: A R.E.A.L. Life Bible Study**—one per girl
-  **AHG Creed: A R.E.A.L. Life Bible Study Adult Guide**—one per adult (free digital download)
-  **AHG Creed: A R.E.A.L. Life Bible Study Notes**—one per girl (free digital download)
-  **AHG Creed: A R.E.A.L. Life Bible Study Extension Pack**—one per Troop
-  **AHG Creed: A R.E.A.L. Life Bible Study Pinterest board** (for activity ideas)

**Insignia Purchase** (order after completion of the Faith Award):

-  **AHG Creed: A R.E.A.L. Life Bible Study Patch**—one per girl per Program Level
-  **B.Y. Faith Award Pin**—one per girl per Program Level

 purchase in the **AHGstore**

## RECOMMENDED IMPLEMENTATION

---

### Every Meeting

The Holy Scripture does not “return void” but accomplishes His desire and purpose in those who hear it (Isaiah 55:11). The objective of the R.E.A.L. Life Bible Study is to get girls and adults alike in the Word of God. Girls will learn how to use a Bible and Bible study resources, increase their comfort level in reading God’s Word, apply critical thinking skills, and hear from God directly to better understand His will for their lives. Since these goals are best achieved with life habits formed through consistent repetition, AHG recommends implementing this study at every meeting. The first 15 minutes of each meeting could be dedicated to following the “Read It,” “Examine It,” and “Apply It” steps for a particular Scripture passage. The study is best conducted during Unit time due to differing depths of discussion and levels of requirements, but some portions may be completed as a whole Troop. Troops may wish to dedicate the beginning of each meeting to Bible study since the close of each meeting can often feel pressed for time. Closing each meeting with Bible study is also beneficial, leaving girls with food for thought until the next meeting. “Live It” activities may be completed during meeting time, alternating with verse study weeks, or girls may complete their “Live It” activities at home and bring completed projects back to their Unit Leader for review.

## ALTERNATIVE IMPLEMENTATIONS

---

### Dedicated Meetings

Whole meetings may be dedicated to completing this study. In this scenario, a full meeting would ideally be spent on one Creed word, covering two verse studies and a “Live It” activity. With this approach, Tenderhearts would need two dedicated meetings, Explorers and Pioneers three, and Patriots four.

### Faith-Focused Event

This study may be the focus of a Troop or Unit event. Depending upon the length of the event, either a portion of the study may be completed together with girls finishing at home, or the entire study could be wrapped up in one day. Many of the “Live It” activities could be adapted as fun and meaningful ways to spend event time together. For whole Troop events, consider which activities could be conducted with multiple Program Levels combined and which should be completed as separate Units. For example, some verses lend themselves to more mature discussions with older girls, some “Live It” activities are more engaging for younger girls, etc.

## Multi-Day Event

For week-long camps or other multi-day events, apply the same approach as dedicated meetings. Put aside at least one hour each day for Bible study and activities. Due to a different required number of Creed words for each Program Level, adjust your schedule to accommodate the Patriots (with four required Creed words), then use supplemental material to engage younger girls as needed during that same time. For example, at a four-day camp, Patriots could study a different word each day, Explorers and Pioneers could do the same with a “bonus” Creed word on the fourth day, and Tenderhearts could take two days per Creed word (one verse and one “Live It” each day).

## Independent Study

If a girl participates in AHG’s Trailblazer Program or the Troop has chosen to follow a different Faith Award study, a girl may complete this study independently. She may decide to do this study on her own, with her family, or with a group of other girls. Depending upon the girl’s age, oversight for this study by a parent may be beneficial. The girl should present the completed study to her Unit Leader for review.

## HOW TO PREPARE

---

The following steps will help you effectively prepare to guide girls through this study:

### Program Materials

Your first step will be to order, download, and print the items listed under “Materials Purchase” above. This will enable you to preview the study and reference it frequently as you plan. Wait until girls have completed the study (or are close to finishing) before ordering insignia to confirm more accurate quantities.

### Bible Translation

The Troop Board should decide which translation the Troop will follow for this study, whether it be the translations provided in the workbook, a single translation approved by the Charter Organization, or a mix of whichever translations each girl individually prefers. “Examine It” and “Apply It” questions have been tailored to the wording from the workbook translations but could be easily adapted as needed.

### Selections

Choose which verses, questions, and activities to complete. Not all questions need to be answered—this would lengthen the completion time significantly. Conducting the study at the Unit Level (rather than as a whole Troop) facilitates a more age-appropriate selection of the “Examine It,” “Apply It,” and “Live It” steps.

### Verse Display

Decide if you will write the verse on a large board or poster at the front of the room, if the girls will read the verse from their workbook, or both.

### Bible Study Resources

Prepare a selection of Bible study resources, such as a Bible concordance, Bible dictionary, Bible encyclopedia, study Bible, interlinear Bible, etc. These resources may be available in print or digitally as a website or phone app. Not all resources need to be used for every verse study. Take the opportunity to gradually introduce girls to these resources, keeping age-appropriateness in mind. For example, Tenderhearts can grasp the concept of a dictionary, whereas Patriots could deepen their study with cross-references and interlinear text from Greek and Hebrew.

## Guest Speakers

Several activities involve interviews with or presentations from guest speakers. Confirm who is available to meet with the girls, schedule the appropriate dates on their calendar and yours, and send a list of interview questions before the meeting date, if applicable. Follow up with guest speakers the week before your meeting to confirm they are still coming.

## Schedule

Create a schedule for completion and determine who is responsible for leading each part and what additional supplies are needed (see Sample Schedules).

## Supplies

Conclude your preparations by gathering any remaining supplies listed in your schedule. This is in addition to the materials already purchased at the beginning of your preparations.



# AHG CREED: A R.E.A.L. LIFE BIBLE STUDY SAMPLE SCHEDULES

## Every Meeting—Tenderheart Unit

DAY	TIME	STUDY CONTENT/ ACTIVITY	SUPPLIES	LEADER
Mtg. 1	10 min.	<p><b>Introduction</b>—Introduce girls to R.E.A.L. Life Bible Study and the first Creed word.</p> <p><b>Read It</b>—Compassionate (Key Verse)</p> <p><b>Apply It #1</b>—Practice reciting the verse with girls.</p>	The AHG Creed: A R.E.A.L. Life Bible Study workbook	Troop Shepherd or Unit Leader
Mtg. 2	10 min.	<p><b>Read It</b>—Compassionate (Key Verse)</p> <p><b>Apply It #1</b>—Practice reciting the verse with girls.</p> <p><b>Examine It #3</b>—Introduce girls to a dictionary and look up words they do not understand and discuss the meanings together.</p>	R.E.A.L. Life workbook Dictionary	Troop Shepherd or Unit Leader
Mtg. 3	10 min.	<p><b>Read It</b>—Compassionate (Key Verse)</p> <p><b>Apply It #1</b>—Practice reciting the verse with girls.</p> <p><b>Examine It #1</b>—Use a whiteboard to mark key words in the verse with colors and symbols. Guide girls in marking the verse in their workbooks in a way that is meaningful to each girl.</p>	R.E.A.L. Life workbook Whiteboard Whiteboard markers Colored pencils	Troop Shepherd or Unit Leader
Mtg. 4	20 min.	<p><b>Read It</b>—Compassionate (Key Verse)</p> <p><b>Apply It #1</b>—Practice reciting the verse with girls.</p> <p><b>Apply It #6 and #9</b></p>	R.E.A.L. Life workbook	Troop Shepherd or Unit Leader
Mtg. 5	10 min.	<p><b>Read It</b>—Compassionate (Dig Deeper Verse)</p> <p><b>Apply It #1</b>—Practice reciting the verse with girls.</p> <p><b>Examine It #3</b>—Look up words the girls do not understand and discuss the meanings together.</p>	R.E.A.L. Life workbook Dictionary	Troop Shepherd or Unit Leader
Mtg. 6	20 min.	<p><b>Read It</b>—Compassionate (Dig Deeper Verse)</p> <p><b>Apply It #1</b>—Practice reciting the verse with girls.</p> <p><b>Examine It #1</b>—Review symbols with the girls.</p> <p><b>Bonus Activity</b>—Girls create bookmarks from the back of the workbook, adding symbols that they choose.</p>	R.E.A.L. Life workbook Whiteboard Whiteboard markers Dig Deeper verse printouts Colored pencils Bookmark copies (or cut from the back of the workbooks) Scissors	Troop Shepherd or Unit Leader

DAY	TIME	STUDY CONTENT/ ACTIVITY	SUPPLIES	LEADER
Mtg. 7	20 min.	<p><b>Read It</b>—Compassionate (Dig Deeper Verse)</p> <p><b>Apply It #1</b>—Practice reciting the verse with girls.</p> <p><b>Apply It #2</b>—Create a fun way together to present the verse to another Unit.</p>	R.E.A.L. Life workbook Presentation supplies (e.g., posterboard, music, etc.)	Troop Shepherd or Unit Leader
Mtg. 8	10 min.	<p><b>Read It</b>—Compassionate (Dig Deeper Verse)</p> <p><b>Apply It #1</b>—Practice reciting the verse with girls.</p> <p><b>Apply It #3</b>—Discuss questions together with girls.</p>	R.E.A.L. Life workbook	Troop Shepherd or Unit Leader
Mtg. 9	20 min.	<p><b>Read It</b>—Compassionate (Dig Deeper Verse)</p> <p><b>Live It #3</b>—Girls create house drawings.</p>	R.E.A.L. Life workbook Paper Colored pencils or crayons	Troop Shepherd or Unit Leader
Mtg. 10	10 min.	<p><b>Introduction</b>—Introduce girls to the new Creed word.</p> <p><b>Read It</b>—Honest (Key Verse)</p> <p><b>Apply It #1</b>—Practice reciting the verse with girls.</p> <p><b>Examine It #3</b>—Look up words the girls do not understand and discuss the meanings together.</p>	R.E.A.L. Life workbook Dictionary	Troop Shepherd or Unit Leader
Mtg. 11	10 min.	<p><b>Read It</b>—Honest (Key Verse)</p> <p><b>Apply It #1</b>—Practice reciting the verse with girls.</p> <p><b>Examine It #1</b>—Use a whiteboard to mark key words in the verse as the girls make their own markings in their workbooks.</p>	R.E.A.L. Life workbook Whiteboard Whiteboard markers Colored pencils	Troop Shepherd or Unit Leader
Mtg. 12	10 min.	<p><b>Read It</b>—Honest (Key Verse)</p> <p><b>Apply It #1</b>—Practice reciting the verse with girls.</p> <p><b>Examine It #2</b>—Ask girls if they know the answers to the Examine It questions. Show them how you can sometimes find answers to these questions in the introductions of a study Bible. Locate and share the answers with them.</p>	R.E.A.L. Life workbook Study Bible	Troop Shepherd or Unit Leader

# AHG CREED: A R.E.A.L. LIFE BIBLE STUDY SAMPLE SCHEDULES *(continued)*

DAY	TIME	STUDY CONTENT/ ACTIVITY	SUPPLIES	LEADER
Mtg. 13	10 min.	<p><b>Read It</b>—Honest (Key Verse)</p> <p><b>Apply It #1</b>—Practice reciting the verse with girls.</p> <p><b>Apply It #4 and #6</b>—Discuss questions together with girls.</p>	R.E.A.L. Life workbook	Troop Shepherd or Unit Leader
Mtg. 14	10 min.	<p><b>Read It</b>—Honest (Dig Deeper Verse)</p> <p><b>Apply It #1</b>—Practice reciting the verse</p> <p><b>Examine It #3</b>—Look up words the girls do not understand and discuss the meanings together.</p>	R.E.A.L. Life workbook Dictionary	Troop Shepherd or Unit Leader
Mtg. 15	10 min.	<p><b>Read It</b>—Honest (Dig Deeper Verse)</p> <p><b>Apply It #1</b>—Practice reciting the verse with girls.</p> <p><b>Examine It #1</b>—Use a whiteboard to mark key words in the verse as the girls make their own markings in their workbooks.</p>	R.E.A.L. Life workbook Whiteboard Whiteboard markers Dig Deeper verse printouts Colored pencils	Troop Shepherd or Unit Leader
Mtg. 16	10 min.	<p><b>Read It</b>—Honest (Dig Deeper Verse)</p> <p><b>Apply It #1</b>—Practice reciting the verse with girls.</p> <p><b>Examine It #2</b>—Discuss questions together before locating and sharing the answers with the girls.</p>	R.E.A.L. Life workbook Study Bible	Troop Shepherd or Unit Leader
Mtg. 17	10 min.	<p><b>Read It</b>—Honest (Dig Deeper Verse)</p> <p><b>Apply It #1</b>—Practice reciting the verse with girls.</p> <p><b>Apply It #3</b>—Discuss questions together with girls.</p>	R.E.A.L. Life workbook	Troop Shepherd or Unit Leader
Mtg. 18	20 min.	<p><b>Read It</b>—Honest (Dig Deeper Verse)</p> <p><b>Live It #11</b>—Hear from a jeweler about real versus fake jewels and how that applies to honesty.</p>	R.E.A.L. Life workbook Guest speaker	Troop Shepherd or Unit Leader

Every Meeting—Explorer and Pioneer Units

DAY	TIME	STUDY CONTENT/ ACTIVITY	SUPPLIES	LEADER
Mtg. 1	15 min.	<p><b>Introduction</b>—Introduce girls to R.E.A.L. Life Bible Study and the parts of a Bible to girls.</p> <p><b>Read It</b>—Compassionate (Key Verse)</p> <p><b>Examine It #3</b>—Introduce the use of a Bible dictionary and explain the difference from a standard dictionary. Look up words the girls do not understand and discuss the meanings together.</p>	<p>The AHG Creed: A R.E.A.L. Life Bible Study workbook</p> <p>Bible</p> <p>Dictionary</p> <p>Bible dictionary</p>	Troop Shepherd or Unit Leader
Mtg. 2	15 min.	<p><b>Read It</b>—Compassionate (Key Verse)</p> <p><b>Examine It #1</b>—Using a whiteboard, introduce girls to marking key words in the verse with colors and symbols. Guide girls in marking the verse in their workbooks in a way that is meaningful to each girl.</p> <p><b>Bonus Activity</b>—Girls create R.E.A.L. Life bookmarks, adding symbols that they choose.</p>	<p>R.E.A.L. Life workbook</p> <p>Whiteboard</p> <p>Whiteboard markers</p> <p>Colored pencils</p> <p>Bookmark copies (or cut from the back of the workbooks)</p> <p>Scissors</p>	Troop Shepherd or Unit Leader
Mtg. 3	15 min.	<p><b>Read It</b>—Compassionate (Key Verse)</p> <p><b>Apply It</b>—Discuss questions of the volunteer’s choosing with girls.</p>	<p>R.E.A.L. Life workbook</p> <p>Bible</p> <p>Bible study resources</p>	Troop Shepherd or Unit Leader
Mtg. 4	15 min.	<p><b>Read It</b>—Compassionate (Dig Deeper Verse)</p> <p><b>Examine It #1 and #3</b></p>	<p>R.E.A.L. Life workbook</p> <p>Whiteboard</p> <p>Whiteboard markers</p> <p>Colored pencils</p> <p>Dig Deeper Extension Pack printouts</p>	Troop Shepherd or Unit Leader
Mtg. 5	15 min.	<p><b>Read It</b>—Compassionate (Dig Deeper Verse)</p> <p><b>Apply It</b>—Discuss questions of the volunteer’s choosing with girls.</p>	<p>R.E.A.L. Life workbook</p> <p>Bible</p> <p>Dictionary</p> <p>Bible study resources</p> <p>Dig Deeper Extension Pack printouts</p>	Troop Shepherd or Unit Leader
Mtg. 6	15 min.	<p><b>Live It #12</b>—Compassionate late</p>	<p>Cards and envelopes</p> <p>Colored pencils</p> <p>Instant camera prints</p>	Troop Shepherd or Unit Leader



DAY	TIME	STUDY CONTENT/ ACTIVITY	SUPPLIES	LEADER
Mtg. 7	15 min.	<b>Read It</b> —Honest (Key Verse) <b>Examine It #1 and #3</b> <b>Live It</b> —Walk girls through choosing an Honest Live It to complete at home and present to the Unit on Meeting 12.	R.E.A.L. Life workbook Whiteboard Whiteboard markers Colored pencils Dictionary	Troop Shepherd or Unit Leader
Mtg. 8	15 min.	<b>Read It</b> —Honest (Key Verse) <b>Examine It #2</b> —Introduce girls to uses for a study Bible. Guide girls in finding answers to the questions in a study Bible.	R.E.A.L. Life workbook Bible Study Bible	Troop Shepherd or Unit Leader
Mtg. 9	15 min.	<b>Read It</b> —Honest (Key Verse) <b>Apply It</b> —Discuss questions of the volunteer’s choosing with girls.	R.E.A.L. Life workbook Bible Bible study resources	Troop Shepherd or Unit Leader
Mtg. 10	15 min.	<b>Read It</b> —Honest (Dig Deeper Verse) <b>Examine It</b> —Discuss questions of the volunteer’s choosing with girls.	R.E.A.L. Life workbook Bible Bible study resources Dig Deeper Extension Pack printouts	Troop Shepherd or Unit Leader
Mtg. 11	15 min.	<b>Read It</b> —Honest (Dig Deeper Verse) <b>Apply It</b> —Discuss questions of the volunteer’s choosing with girls.	R.E.A.L. Life workbook Bible Bible study resources Dig Deeper Extension Pack printouts	Troop Shepherd or Unit Leader
Mtg. 12	15 min.	<b>Live It</b> —Girls present their Honest at-home projects to each other (chosen during Meeting 7).	Each girl brings her own supplies	Troop Shepherd or Unit Leader
Mtg. 13	15 min.	<b>Read It</b> —Loyal (Key Verse) <b>Examine It #1 and #3</b>	R.E.A.L. Life workbook Whiteboard Whiteboard markers Colored pencils Dictionary	Troop Shepherd or Unit Leader
Mtg. 14	15 min.	<b>Read It</b> —Loyal (Key Verse) <b>Examine It #7</b> —Explain a translation to girls, discuss why the Bible has been translated in many ways, and read from a few different translations.	R.E.A.L. Life workbook Bibles in multiple translations	Troop Shepherd or Unit Leader
Mtg. 15	15 min.	<b>Read It</b> —Loyal (Key Verse) <b>Apply It</b> —Discuss questions of the volunteer’s choosing with girls.	R.E.A.L. Life workbook Bible with cross-references Dictionary	Troop Shepherd or Unit Leader

DAY	TIME	STUDY CONTENT/ ACTIVITY	SUPPLIES	LEADER
Mtg. 16	15 min.	<p><b>Read It</b>—Loyal (Dig Deeper Verse)</p> <p><b>Examine It</b>—Discuss questions of the volunteer’s choosing with girls.</p>	<p>R.E.A.L. Life workbook</p> <p>Bible</p> <p>Bible study resources</p> <p>Dig Deeper Extension Pack printouts</p>	Troop Shepherd or Unit Leader
Mtg. 17	15 min.	<p><b>Read It</b>—Loyal (Dig Deeper Verse)</p> <p><b>Apply It</b>—Discuss questions of the volunteer’s choosing with girls.</p> <p><b>Live It #21</b>—Discuss and decide on a CREATE-A-LIVE-IT project with girls to complete together next week.</p>	<p>R.E.A.L. Life workbook</p> <p>Bible</p> <p>Bible study resources</p> <p>Dig Deeper Extension Pack printouts</p>	Troop Shepherd or Unit Leader
Mtg. 18	30 min.	<p><b>Live It #21</b>—Girls complete the project discussed from the previous week.</p>	Supplies decided upon the previous week	Troop Shepherd or Unit Leader

Every Meeting—Patriot Unit

DAY	TIME	STUDY CONTENT/ ACTIVITY	SUPPLIES	LEADER
Mtg. 1	20 min.	<p><b>Introduction</b>—Introduce girls to R.E.A.L. Life Bible Study and the parts of a Bible. Girls sign-up for leadership opportunities.</p> <p><b>Read It</b>—Compassionate (Key Verse)</p> <p><b>Examine It #3</b>—Introduce girls to the use of a Bible dictionary and explain the difference from a standard dictionary. Look up words the girls do not understand and discuss the meanings together.</p>	<p>The AHG Creed: A R.E.A.L. Life Bible Study workbook</p> <p>Bible</p> <p>Dictionary</p> <p>Bible dictionary</p> <p>Other Bible study resources</p>	Troop Shepherd or Unit Leader
Mtg. 2	20 min.	<p><b>Read It</b>—Compassionate (Key Verse)</p> <p><b>Examine It #1</b>—Using a whiteboard, introduce girls to marking key words in the verse with colors and symbols. Guide them in marking the verse in their workbooks in a way that is meaningful to each girl.</p>	<p>R.E.A.L. Life workbook</p> <p>Whiteboard</p> <p>Whiteboard markers</p> <p>Colored pencils</p>	Troop Shepherd or Unit Leader
Mtg. 3	20 min.	<p><b>Read It</b>—Compassionate (Key Verse)</p> <p><b>Apply It</b>—Discuss questions of volunteer’s choosing with girls.</p>	<p>R.E.A.L. Life workbook</p> <p>Bible</p> <p>Bible study resources</p>	Troop Shepherd or Unit Leader
Mtg. 4	20 min.	<p><b>Read It</b>—Compassionate (Dig Deeper Verse)</p> <p><b>Examine It</b>—Discuss questions of girl leader’s choosing with girls.</p> <p><b>Apply It</b>—Discuss questions of the girl leader’s choosing with girls.</p>	<p>R.E.A.L. Life workbook</p> <p>Bible</p> <p>Bible study resources</p> <p>Dig Deeper Extension Pack printouts</p>	Patriot Girl Member
Mtg. 5	20 min.	<p><b>Live It #17</b>—Compassionate</p>	<p>Sealable plastic bags</p> <p>Non-perishable snacks</p> <p>Personal care items</p>	Troop Shepherd or Unit Leader
Mtg. 6	20 min.	<p><b>Read It</b>—Honest (Key Verse)</p> <p><b>Examine It #1 and #3</b></p> <p><b>Examine It #4</b>—Introduce the use of an interlinear Bible to girls and use it to look up several words from the key verse.</p>	<p>R.E.A.L. Life workbook</p> <p>Bible</p> <p>Interlinear Bible</p> <p>Dictionary</p> <p>Bible dictionary</p>	Troop Shepherd or Unit Leader
Mtg. 7	20 min.	<p><b>Read It</b>—Honest (Key Verse)</p> <p><b>Apply It</b>—Discuss questions of girl leader’s choosing with girls.</p>	<p>R.E.A.L. Life workbook</p> <p>Bible</p> <p>Bible study resources</p>	Patriot Girl Member

DAY	TIME	STUDY CONTENT/ ACTIVITY	SUPPLIES	LEADER
Mtg. 8	20 min.	<p><b>Read It</b>—Honest (Dig Deeper Verse)</p> <p><b>Examine It</b>—Discuss questions of the girl leader’s choosing with girls</p> <p><b>Apply It</b>—Discuss questions of the girl leader’s choosing with girls.</p>	R.E.A.L. Life workbook Bible Bible study resources Dig Deeper Extension Pack printouts	Patriot Girl Member
Mtg. 9	20 min.	<p><b>Live It #2</b>—Honest</p>	Guest speaker	Troop Shepherd or Unit Leader
Mtg. 10	20 min.	<p><b>Read It</b>—Loyal (Key Verse)</p> <p><b>Examine It #1 and #3</b></p> <p><b>Examine It #2 and #5</b>— Introduce uses for a study Bible to girls and guide them in looking up answers to the questions.</p>	R.E.A.L. Life workbook Bible Study Bible Dictionary Bible dictionary	Troop Shepherd or Unit Leader
Mtg. 11	20 min.	<p><b>Read It</b>—Loyal (Key Verse)</p> <p><b>Apply It</b>—Discuss questions of the girl leader’s choosing with girls.</p>	R.E.A.L. Life workbook Bible Bible study resources	Patriot Girl Member
Mtg. 12	20 min.	<p><b>Read It</b>—Loyal (Dig Deeper Verse)</p> <p><b>Examine It</b>—Discuss questions of the girl leader’s choosing</p> <p><b>Apply It</b>—Discuss questions of the girl leader’s choosing with girls.</p>	R.E.A.L. Life workbook Bible Bible study resources Dig Deeper Extension Pack printouts	Patriot Girl Member
Mtg. 13	20 min.	<p><b>Live It #14</b>—Loyal</p> <p><b>Live It</b>—Explain that each girl must choose any Respectful Live It to complete at home and present to the Unit on Meeting 17.</p>	Shopping loyalty cards Index cards Writing utensils Hole punch	Troop Shepherd or Unit Leader
Mtg. 14	20 min.	<p><b>Read It</b>—Respectful (Key Verse)</p> <p><b>Examine It #1 and #3</b></p> <p><b>Examine It #6</b>—Introduce cross-references to girls and look up and read any verses cross-referenced in the key verse. Discuss with girls why these verses may have been cross-referenced.</p>	R.E.A.L. Life workbook Bible with cross-references Dictionary Bible dictionary	Troop Shepherd or Unit Leader
Mtg. 15	20 min.	<p><b>Read It</b>—Respectful (Key Verse)</p> <p><b>Apply It</b>—Discuss questions of the girl leader’s choosing with girls.</p>	R.E.A.L. Life workbook Bible Bible study resources	Patriot Girl Member



# AHG CREED: A R.E.A.L. LIFE BIBLE STUDY SAMPLE SCHEDULES *(continued)*

DAY	TIME	STUDY CONTENT/ ACTIVITY	SUPPLIES	LEADER
Mtg. 16	20 min.	<p><b>Read It</b>—Respectful (Dig Deeper Verse)</p> <p><b>Examine It</b>—Discuss questions of the girl leader’s choosing with girls.</p> <p><b>Apply It</b>—Discuss questions of the girl leader’s choosing with girls.</p>	<p>R.E.A.L. Life workbook</p> <p>Bible</p> <p>Bible study resources</p> <p>Dig Deeper Extension Pack printouts</p>	Patriot Girl Member
Mtg. 17	20 min.	<p><b>Live It</b>—Girls present their Respectful at-home projects to each other (chosen during Meeting 13).</p>	<p>Each girl brings her own supplies</p>	Patriot Girl Member
Mtg. 18	20 min.	<p><b>Live It</b>—Respectful #2 (a “bonus” Live It to end the Program Year)</p> <p><b>Bonus Activity</b>—Girls create R.E.A.L. Life bookmarks for personal Bible study at home, adding symbols that they choose.</p>	<p>Keepsake item for each girl</p> <p>Writing utensils or another method of recording</p>	Troop Shepherd or Unit Leader

# FAITH AWARD PROGRAM

B.Y. FAITH AWARDS

## LIVE IT OUT: A BEAUTIFUL TALE OF INTEGRITY AND FAITH

---



# LIVE IT OUT: A BEAUTIFUL TALE OF INTEGRITY AND FAITH



Written solely for AHG, this Patriot-only study offers girls the opportunity to understand and live God's story for their lives. The booklet encourages girls to determine what being a woman of integrity looks like through Bible studies, discussions, and activities. For Patriots working toward their Stars & Stripes Award, this study provides excellent moments of reflection and starter dough material for use in developing their Spiritual Walk Essay. Each girl is required to have a Girl Guide book. Adults leading the study will need an Adult Guide, which has all of the information included in the Girl Guide plus details on leading the study.

## AWARD REQUIREMENTS

To earn this B.Y. Faith Award, girls must read *Live It Out: A Beautiful Tale of Integrity and Faith*, *Girl Guide* (80 pages), complete the activities (10 written reflections plus one final creative project), and discuss or journal responses to the questions found in each of the following eight sessions.

### Part One: Understanding God's Story for Your Life

Session One: Surrendering to Christ

Session Two: Identity in Christ

Session Three: Calling from Christ

### Part Two: Living God's Story for Your Life

Session Four: Relationships in Christ

Session Five: Your Story Through Christ

Session Six: Living in Christ

Session Seven: Developing Your Worldview

Session Eight: A Life of Integrity in Christ

## TOTAL TIME

The total time required to complete this study depends upon girl involvement in discussion and how long they take to complete the activities. The following is an estimated total time for completion of this study:

**Patriots**—6-8 hours

### Materials Purchase:

- Live It Out Girl Guide**—one per girl
- Live It Out Adult Guide**—one per adult
- Live It Out: A Beautiful Tale of Integrity & Faith Pinterest board** (for activity ideas)

### Insignia Purchase (order after completion of the Faith Award):

- Live It Out Patch**—one per girl
- B.Y. Faith Award Pin**—one per girl per Program Level

purchase in the **AHGstore**

## RECOMMENDED IMPLEMENTATION

---

### Independent Study

Live It Out encourages girls to dig deeper into God's story for their lives. Each girl will learn what being a woman of integrity looks like for her life now and in the future. The material is designed for implementation in an independent or small group setting of 5-12 girls. Since the study is most effective when girls are interested in and responsive to the material, AHG recommends conducting the study with only one or a subset of girls who genuinely wish to pursue this outside regular meeting times. The study could be a senior activity for Patriots in their final year with AHG as they prepare to embark into the adult world. It is also an ideal study for one or more Stars & Stripes Award Candidates to walk through with their Stars & Stripes Mentor(s) to develop their Spiritual Walk Essay. Girls should retain their activity papers until the Final Project at the end of the study, which would also make a beautiful presentation at a Stars & Stripes Award Ceremony! Eight meetings (one per study session) could be held monthly in the hour preceding regular AHG meeting time, with a parent or second Adult Member present to provide two-deep leadership. Due to the reflective nature of the study, ideally, girls would have plenty of time to ponder the questions before offering a response, so see if they will commit to pre-reading and filling in workbook questions before discussing together.

## ALTERNATIVE IMPLEMENTATIONS

---

### Every Meeting

Girls may walk through a portion of the study in every meeting if the entire Unit has demonstrated buy-in and interest. AHG recommends breaking down larger Patriot Units into smaller groups for study time. Sessions and sections are inconsistent in length, so the amount of time spent on the study at each meeting may vary. Discussions may flow more smoothly and with more significant interaction if girls pre-read each section at home, writing answers in the workbook as they go. This pre-work would provide time for group discussion and activities at the meetings.

### Dedicated Meetings

The Live It Out study could be completed during just a few dedicated meetings if expectations are set regarding the nature of those meetings. By dividing the book between four meetings, with two sessions per meeting, each meeting will be packed full, with one and a half to two hours of deep, reflective, soul-searching discussion. The same objectives may be accomplished in less, more productive time if girls prepare before the meetings by pre-reading and filling in answers to workbook questions.

### Faith-Focused Event

Conducting this study as a one-day event would be intense but doable. Prepare for a long, eight to ten-hour day to allow time for meals and breaks. Again, expectations should be set accordingly for the girls before committing to participation. Full ownership of the study goals is necessary for success. If you have sincere commitment and motivation from the girls going into the event, this study has the potential to be transformational and strengthen their foundation in Christ as they approach adulthood.

### Multi-Day Event

A multi-day event could be approached similarly to dedicated meetings. Divide up the sessions and sections of the book to correspond with the available days. To give girls time to digest and reflect upon the material discussed, consider dividing study time into multiple daily gatherings. For instance, if the event is four days long, you might complete one session every morning and one session every afternoon, leaving room for meals and other activities.

## HOW TO PREPARE

---

The following steps will help you effectively prepare to guide girls through this study:

### Program Materials

Your first step will be to order the items listed under “Materials Purchase” above. This will enable you to preview the study and reference it frequently as you plan. Wait until girls have completed the study (or are close to finishing) before ordering insignia to confirm more accurate quantities.

### Expectations

Prepare girls with realistic expectations, allowing them to ready their hearts and minds for the spiritual work ahead. Explain the purpose of the study and the value it will bring to their present and future walk with the Lord. Ensure that they are committed to full engagement in the discussions and activities.

### Schedule

Create a schedule for completion and determine who is responsible for leading each part and what additional supplies are needed (see Sample Schedule).

### Supplies

Conclude your preparations by gathering any remaining supplies listed in your schedule. This is in addition to the materials already purchased at the beginning of your preparations.

Independent—Patriot Small Group

DAY	TIME	STUDY CONTENT/ ACTIVITY	SUPPLIES	LEADER
Mtg. 1	1 hr.	<b>Session One</b> —Surrendering to Christ	Live It Out guides Writing utensils	Troop Shepherd, Unit Leader, or Stars & Stripes Mentor
Mtg. 2	1 hr.	<b>Session Two</b> —Identity in Christ <b>Activity</b> —Fingerprint <b>Activity</b> —Mentor and Peer <b>Activity</b> —Gifts, Talents, and Calling <b>Activity</b> —By Faith	Live It Out guides Writing utensils Inkpad Paper	Troop Shepherd, Unit Leader, or Stars & Stripes Mentor
Mtg. 3	1 hr.	<b>Session Three</b> —Calling from Christ <b>Activity</b> —Spiritual Self-Assessment	Live It Out guides Writing utensils	Troop Shepherd, Unit Leader, or Stars & Stripes Mentor
Mtg. 4	1 hr.	<b>Session Four</b> —Relationships in Christ	Live It Out guides Writing utensils	Troop Shepherd, Unit Leader, or Stars & Stripes Mentor
Mtg. 5	1 hr.	<b>Session Five</b> —Your Story Through Christ <b>Activity</b> —Your Story	Live It Out guides Writing utensils Lined paper	Troop Shepherd, Unit Leader, or Stars & Stripes Mentor
Mtg. 6	1 hr.	<b>Session Six</b> —Living in Christ <b>Activity</b> —Lies, Desires, and Truth <b>Activity</b> —Idol	Live It Out guides Writing utensils Bible	Troop Shepherd, Unit Leader, or Stars & Stripes Mentor
Mtg. 7	1 hr.	<b>Session Seven</b> —Developing Your Worldview <b>Activity</b> —Your Worldview Assessment <b>Activity</b> —Quotable Quotes <b>Final Project</b> —Girls plan their projects.	Live It Out guides Writing utensils Lined paper	Troop Shepherd, Unit Leader, or Stars & Stripes Mentor
Mtg. 8	1 hr.	<b>Session Eight</b> —A Life of Integrity in Christ <b>Final Project</b> —Girls create their projects.	Live It Out guides Writing utensils Completed activity papers Crafting supplies for Final Project	Troop Shepherd, Unit Leader, or Stars & Stripes Mentor



# FAITH AWARD PROGRAM

## B.Y. FAITH AWARDS BIBLE BASICS BADGE



**BIBLEBASICS**

God has given us a wonderful gift—the Word in the form of the Bible. As you earn this badge, you will learn more about the Bible, strengthening your knowledge and understanding of who God is, who you are, and how to seek His will.

**As you practice Biblical leadership in earning this badge, please be respectful and consent to each girl's faith tradition during group discussion.**

**TENDERHEART COMPLETE**

1. Obtain your own personal Bible. How many books are in the Old Testament and New Testament of your Bible? Read 1 Peter 1:24-25. How do you know the Bible is God's Word? How do you know the Bible is God's Word? How do you know the Bible is God's Word?
2. What books of the New Testament are mentioned in the Gospel? How do you know that the Bible is God's Word? How do you know that the Bible is God's Word?
3. Love to read the Bible. Read the Bible every day. Read the Bible every day. Read the Bible every day. Read the Bible every day.
4. Make a list of the "Fruits of the Spirit." How do you know that the Bible is God's Word? How do you know that the Bible is God's Word?

**TENDERHEART COMPLETE ONE**

1. Read about creation (Genesis 1-2). How do you know that the Bible is God's Word? How do you know that the Bible is God's Word?
2. Read about Noah's Ark (Genesis 6-9). How do you know that the Bible is God's Word? How do you know that the Bible is God's Word?
3. Read about Moses and the Ten Commandments (Exodus 1-31). How do you know that the Bible is God's Word? How do you know that the Bible is God's Word?
4. Read about Jesus' life and teachings (Matthew 1-28). How do you know that the Bible is God's Word? How do you know that the Bible is God's Word?

**BIBLEBASICS**

God has given us a wonderful gift—the Word in the form of the Bible. As you earn this badge, you will learn more about the Bible, strengthening your knowledge and understanding of who God is, who you are, and how to seek His will.

**As you practice Biblical leadership in earning this badge, please be respectful and consent to each girl's faith tradition during group discussion.**

**EXPLORER COMPLETE ALL**

1. Discuss the Bible's structure and how it is organized. How do you know that the Bible is God's Word? How do you know that the Bible is God's Word?
2. Know and understand God. It is important that you understand the Bible. How do you know that the Bible is God's Word? How do you know that the Bible is God's Word?
3. Read Psalm 119:10-16. Why is it important to "hide the words of your mouth and do not let your heart be enticed away from them?" How do you know that the Bible is God's Word? How do you know that the Bible is God's Word?

**EXPLORER COMPLETE TWO**

1. Read the Bible under the supervision of the Holy Spirit. How do you know that the Bible is God's Word? How do you know that the Bible is God's Word?
2. Read Proverbs 3:1-6 with your child or family. Define the word "virtuous" in your own words. How do you know that the Bible is God's Word? How do you know that the Bible is God's Word?
3. Read the Book of Ruth in the Old Testament. Discuss some of the wisdom you can learn from this story. How do you know that the Bible is God's Word? How do you know that the Bible is God's Word?

**BIBLEBASICS**

God has given us a wonderful gift—the Word in the form of the Bible. As you earn this badge, you will learn more about the Bible, strengthening your knowledge and understanding of who God is, who you are, and how to seek His will.

**As you practice Biblical leadership in earning this badge, please be respectful and consent to each girl's faith tradition during group discussion.**

**PIONEER & PATRIOT COMPLETE ALL**

1. Learn to read the Bible. How do you know that the Bible is God's Word? How do you know that the Bible is God's Word?
2. Study biblical study tools such as a Bible dictionary. How do you know that the Bible is God's Word? How do you know that the Bible is God's Word?
3. Listen to an adult in your life, asking him or her how the Bible has influenced his or her life. How do you know that the Bible is God's Word? How do you know that the Bible is God's Word?
4. Choose one of Jesus' parables to read with a younger girl. How do you know that the Bible is God's Word? How do you know that the Bible is God's Word?
5. How would you defend your faith using the Bible as a resource? How do you know that the Bible is God's Word? How do you know that the Bible is God's Word?

**PIONEER & PATRIOT COMPLETE THREE**

1. Make a list of all the people in the Bible who were called "sons of God." How do you know that the Bible is God's Word? How do you know that the Bible is God's Word?
2. Read the Book of Acts in the Old Testament. How do you know that the Bible is God's Word? How do you know that the Bible is God's Word?
3. Discuss the Bible's structure and how it is organized. How do you know that the Bible is God's Word? How do you know that the Bible is God's Word?

**THINGS TO THINK ABOUT**

How do you know that the Bible is God's Word? How do you know that the Bible is God's Word?

How do you know that the Bible is God's Word? How do you know that the Bible is God's Word?

# BIBLE BASICS BADGE



God has given us a wonderful gift—His Word in the form of the Bible. As a girl earns this badge, she will learn more about the Bible, strengthening her knowledge and understanding of who God is, who she is, and how to seek His will. Due to variations in the canonization of Scripture, AHG recommends completing this badge independently or within a single faith tradition grouping.

## AWARD REQUIREMENTS

To earn both the B.Y. Faith Award Pin and the accompanying badge, girls must complete the badge requirements as presented in either the *AHG Tenderheart & Explorer Handbook* or the *AHG Pioneer & Patriot Handbook*. Just as a girl may earn these badges at any and every Program Level, she may also complete them as her B.Y. Faith Award at any and every Program Level.

## TOTAL TIME

The total time required to complete this study depends upon Program Level, girl involvement in discussion, and how long they take to complete the activities. The following are estimates by Program Level:

**Tenderhearts**—2-4 hours

**Explorers/Pioneers**—3-5 hours

**Patriots**—4-6 hours

### Materials Purchase:

- Girl Handbooks (where Badge requirements can be found)
- Bible Basics Badge Pinterest board** (for ideas to fulfill badge requirements)

### Insignia Purchase (order after completion of the Faith Award):

- Bible Basics Badge**—one per girl per Program Level
- B.Y. Faith Award Pin**—one per girl per Program Level

purchase in the **AHGstore**

## RECOMMENDED IMPLEMENTATION

### Dedicated Meetings

For most Troops, a set number of meetings are put aside to complete a particular badge. Using this approach, Troops complete multiple badges, and girls focus on different Badge Frontiers at various times throughout the Program Year.

## ALTERNATIVE IMPLEMENTATIONS

### Every Meeting

While this badge does not have enough content to spread out to every meeting, there is an Explorer requirement that could extend throughout the Program Year. The Explorers are required to commit to heart and recite ten verses of their choosing. They may find it more meaningful (and easier) to complete all other badge requirements at the beginning of the year and then practice their verses together each week, ending the year with a meeting of recitation and celebration.

## Faith-Focused Event

Most badge requirements could be completed in a one-day event (Explorers would need additional time in the weeks ahead to commit verses to heart). One approach might be for the Tenderhearts and Explorers to attend the event in the morning, complete their requirements, watch the Pioneers' and Patriots' parable presentation, and participate in the older girl-led service project. Everyone could enjoy lunch together, and the Tenderhearts and Explorers could go home while the Pioneers and Patriots continued with the remainder of their requirements in the afternoon.

## Multi-Day Event

A multi-day event could be approached similarly to dedicated meetings, dividing requirements between the number of days in the event. Extra time after the event should be given to Explorers to practice their verses since it would likely be challenging to commit them to memory in just a few days.

## Independent Study

All badges in the AHG Girl Handbooks are available for girls to complete independently at home. Some coordination with the rest of the Troop or Unit may be necessary when girls are required to present or lead in a group setting.

## HOW TO PREPARE

---

The following steps will help you effectively prepare to guide girls through this study:

### Program Materials

Your first step will be to look up the Bible Basics Badge in the AHG Girl Handbooks. This will enable you to preview the study and reference it frequently as you plan. Wait until girls have completed the study (or are close to finishing) before ordering insignia to confirm more accurate quantities.

### Requirements

Each badge has several mandatory and elective requirements in the AHG Girl Handbooks. Choose the electives that best fit the interests and needs of your Troop's girls. Review your final selection and the ideas found on AHG's Pinterest board to determine the details of your activity plans. Consider adding supplemental elements to increase the girls' engagement with the teaching material.

### Guest Speakers

Several activities involve interviews with or presentations from guest speakers. Confirm who is available to meet with the girls, schedule the appropriate dates on their calendar and yours, and send a list of interview questions before the meeting date, if applicable. Follow up with guest speakers the week before your meeting to confirm they still plan to attend.

### Schedule

Create a schedule for completion and determine who is responsible for leading each part and what additional supplies are needed (see Sample Schedules).

### Supplies

Conclude your preparations by gathering any remaining supplies listed in your schedule. This is in addition to the materials already purchased at the beginning of your preparations.

Dedicated Meetings—Tenderheart Unit

DAY	TIME	STUDY CONTENT/ ACTIVITY	SUPPLIES	LEADER
Mtg. 1	30-45 min.	<p><b>#1</b>—Girls learn books of the Bible and how to find a book, chapter, and verse.</p> <p><b>#2</b>—Girls learn about Jesus’ birth and the four Gospels.</p>	<p>AHG Tenderheart &amp; Explorer Handbooks</p> <p>Bibles</p> <p>Books of the Bible song</p>	Troop Shepherd or Unit Leader
Mtg. 2	30-45 min.	<p><b>#3</b>—Girls learn what the Bible says about love and choose an act of kindness for the upcoming week.</p> <p><b>#4</b>—Girls learn about the Fruit of the Spirit and choose one to practice for the next two weeks.</p> <p><b>At Home</b>—Girls practice the Fruit of the Spirit.</p>	<p>AHG Tenderheart &amp; Explorer Handbooks</p> <p>Bibles</p> <p>Fruit of the Spirit fill-in worksheet</p> <p>Writing utensils</p>	Troop Shepherd or Unit Leader
Mtg. 3	30-45 min.	<p><b>#5</b>—Girls read about creation, take a “creation hike,” and draw their findings.</p> <p><b>Bonus Activity</b>—Girls hear a parable retelling by the Pioneer/Patriot Units.</p>	<p>AHG Tenderheart &amp; Explorer Handbooks</p> <p>Paper</p> <p>Colored pencils or crayons</p>	Troop Shepherd or Unit Leader

Dedicated Meetings—Explorer Unit

DAY	TIME	STUDY CONTENT/ ACTIVITY	SUPPLIES	LEADER
Mtg. 1	30-45 min. (+ 1-2 hr. at home)	<p><b>#1</b>—Girls review the books of the Bible, learn how to use a Bible dictionary and Bible concordance, and discuss knowing God through His Word.</p> <p><b>#3</b>—Girls learn about committing Scripture to heart and choose ten verses to commit to heart.</p> <p><b>At Home</b>—Girls practice committing verses to heart.</p>	<p>AHG Tenderheart &amp; Explorer Handbooks</p> <p>Bibles</p> <p>Bible dictionary</p> <p>Bible concordance</p> <p>Index cards</p> <p>Writing utensils</p>	Troop Shepherd or Unit Leader
Mtg. 2	30-45 min. (+ 1½-2 hr. at home)	<p><b>#2</b>—Girls create a Bible reading plan for the next two weeks and discuss the value of Bible reading.</p> <p><b>#3</b>—Girls use the remaining time to practice verse recitation with each other.</p> <p><b>At Home</b>—Girls read their Bible for 10 minutes daily and practice committing verses to heart.</p>	<p>AHG Tenderheart &amp; Explorer Handbooks</p> <p>Bible reading plan fill-in worksheet</p> <p>Bibles</p> <p>Writing utensils</p>	Troop Shepherd or Unit Leader
Mtg. 3	30-45 min. (+ 1½-2 hr. at home)	<p><b>#4</b>—Girls learn about the authors of the New Testament.</p> <p><b>#3</b>—Girls use the remaining time to practice verse recitation with each other.</p> <p><b>At Home</b>—Girls read their Bible for 10 minutes daily and practice committing verses to heart.</p>	<p>AHG Tenderheart &amp; Explorer Handbooks</p> <p>Bibles</p> <p>Information about Bible authors</p> <p>Bible author fill-in worksheet</p> <p>Writing utensils</p>	Troop Shepherd or Unit Leader
Mtg. 4	30-45 min.	<p><b>#5</b>—Girls learn about being virtuous. (Discuss how Bible reading can help them become virtuous.)</p> <p><b>#3</b>—Girls practice verse recitation with each other, then recite to Unit Leaders when ready.</p>	<p>AHG Tenderheart &amp; Explorer Handbooks</p> <p>Bibles</p>	Troop Shepherd or Unit Leader


## Dedicated Meetings—Pioneer/Patriot Units

DAY	TIME	STUDY CONTENT/ ACTIVITY	SUPPLIES	LEADER
Mtg. 1	45 min.-1 hr.	<b>#1</b> —Girls review the books of the Bible, learn about the different categories of literature, and read verses.	AHG Pioneer & Patriot Handbooks Bibles Books of the Bible (with categories) fill-in worksheet Writing utensils	Troop Shepherd, Unit Leader, Pioneer, or Patriot
Mtg. 2	45 min.-1 hr.	<b>#2</b> —Girls learn to use Bible study tools and research the Messiah in the Bible.	AHG Pioneer & Patriot Handbooks Bibles Bible dictionary Bible concordance Bible encyclopedia	Troop Shepherd, Unit Leader, Pioneer, or Patriot
Mtg. 3	45 min.-1 hr.	<b>#6</b> —Girls research what the Bible says about itself. <b>#10</b> —Girls research what the Bible says about service and plan a Troop service project.	AHG Pioneer & Patriot Handbooks Bibles	Troop Shepherd, Unit Leader, Pioneer, or Patriot
Mtg. 4	45 min.-1 hr.	<b>#9</b> —Girls research Priscilla and discuss how women can impact ministry today. <b>#4</b> —Girls choose one of Jesus' parables and plan visual elements to share the story. <b>At Home</b> —Girls gather the visual elements needed to retell Jesus' parable.	AHG Pioneer & Patriot Handbooks Bibles	Troop Shepherd, Unit Leader, Pioneer, or Patriot
Mtg. 5	45 min.-1 hr.	<b>#4</b> —Girls retell Jesus' parable to Tenderhearts and Explorers. <b>#10</b> —Girls lead the Troop in a service project and teach the younger girls what the Bible says about service.	AHG Pioneer & Patriot Handbooks Parable visual elements Service project supplies	Troop Shepherd, Unit Leader, Pioneer, or Patriot
Mtg. 6	45 min.-1 hr.	<b>#3</b> —Girls interview someone who had dedicated their life to teaching the Bible. <b>#5</b> —Girls discuss how to defend their faith and research what the Bible says about a current cultural issue. (Seek the guest speaker's input on this topic.)	AHG Pioneer & Patriot Handbooks Bibles	Troop Shepherd, Unit Leader, Pioneer, or Patriot



# FAITH AWARD PROGRAM

## B.Y. FAITH AWARDS DAUGHTER OF THE KING BADGE

**DAUGHTER OF THE KING**


You are a daughter of the King! Though our culture may try to tell you otherwise, God sees each of us as beautiful, worthy of love, and precious! It is important for us to hold these truths dear and live our lives accordingly—our identity is in Him and you are made in His image.

**TENDERHEART COMPLETE ALL**

1. God made you special in every way. Read Psalm 139:14. Create a "God made me" card. Write how special you are to God. Write a "God made me" card. Write how special you are to God. Write a "God made me" card. Write how special you are to God.
2. Make a list of words that describe a king. Read Psalm 45:1-5. What does this Psalm say about God as King? How is this different from earthly kings? Write down at least three words.
3. Read the Bible verses or hear a Bible passage that specifically refers to your identity as a daughter of the King. Write a list of words that describe you from the perspective of God. How does He see you as His daughter? Write down at least three words.
4. Read the Bible verses or hear a Bible passage that specifically refers to your identity as a daughter of the King. Write a list of words that describe you from the perspective of God. How does He see you as His daughter? Write down at least three words.

**TENDERHEART COMPLETE ONE**

1. As a daughter of the King, how do you see your identity as a daughter of the King? Write down at least three words.
2. As a daughter of the King, how do you see your identity as a daughter of the King? Write down at least three words.
3. As a daughter of the King, how do you see your identity as a daughter of the King? Write down at least three words.




**EXPLORER COMPLETE ALL**

1. Read the Bible verses or hear a Bible passage that specifically refers to your identity as a daughter of the King. Write a list of words that describe you from the perspective of God. How does He see you as His daughter? Write down at least three words.
2. Read the Bible verses or hear a Bible passage that specifically refers to your identity as a daughter of the King. Write a list of words that describe you from the perspective of God. How does He see you as His daughter? Write down at least three words.
3. Read the Bible verses or hear a Bible passage that specifically refers to your identity as a daughter of the King. Write a list of words that describe you from the perspective of God. How does He see you as His daughter? Write down at least three words.
4. Read the Bible verses or hear a Bible passage that specifically refers to your identity as a daughter of the King. Write a list of words that describe you from the perspective of God. How does He see you as His daughter? Write down at least three words.

**EXPLORER COMPLETE TWO**

1. Read the Bible verses or hear a Bible passage that specifically refers to your identity as a daughter of the King. Write a list of words that describe you from the perspective of God. How does He see you as His daughter? Write down at least three words.
2. Read the Bible verses or hear a Bible passage that specifically refers to your identity as a daughter of the King. Write a list of words that describe you from the perspective of God. How does He see you as His daughter? Write down at least three words.



**DAUGHTER OF THE KING**


You are a daughter of the King! Though our culture may try to tell you otherwise, God sees each of us as beautiful, worthy of love, and precious! It is important for us to hold these truths dear and live our lives accordingly—our identity is in Him and you are made in His image.

**PIONEER & PATRIOT COMPLETE ALL**

1. Read 1 Peter 2:9-10. God compares what these verses say to you. Write down at least three words that describe you from the perspective of God. How does He see you as His daughter? Write down at least three words.
2. Read the Bible verses or hear a Bible passage that specifically refers to your identity as a daughter of the King. Write a list of words that describe you from the perspective of God. How does He see you as His daughter? Write down at least three words.
3. Read the Bible verses or hear a Bible passage that specifically refers to your identity as a daughter of the King. Write a list of words that describe you from the perspective of God. How does He see you as His daughter? Write down at least three words.
4. Read the Bible verses or hear a Bible passage that specifically refers to your identity as a daughter of the King. Write a list of words that describe you from the perspective of God. How does He see you as His daughter? Write down at least three words.

**PIONEER & PATRIOT COMPLETE ONE**

1. Read the Bible verses or hear a Bible passage that specifically refers to your identity as a daughter of the King. Write a list of words that describe you from the perspective of God. How does He see you as His daughter? Write down at least three words.
2. Read the Bible verses or hear a Bible passage that specifically refers to your identity as a daughter of the King. Write a list of words that describe you from the perspective of God. How does He see you as His daughter? Write down at least three words.



**PIONEER & PATRIOT COMPLETE THREE**

1. Read the Bible verses or hear a Bible passage that specifically refers to your identity as a daughter of the King. Write a list of words that describe you from the perspective of God. How does He see you as His daughter? Write down at least three words.
2. Read the Bible verses or hear a Bible passage that specifically refers to your identity as a daughter of the King. Write a list of words that describe you from the perspective of God. How does He see you as His daughter? Write down at least three words.
3. Read the Bible verses or hear a Bible passage that specifically refers to your identity as a daughter of the King. Write a list of words that describe you from the perspective of God. How does He see you as His daughter? Write down at least three words.

**THINGS I'M THINKING ABOUT**

Write down at least three things you are thinking about.

# DAUGHTER OF THE KING BADGE



Though our culture may try to tell a different story, God sees each girl as beautiful, worthy of love, and priceless. A girl learns how to hold these truths dear and live her life accordingly as a daughter of the King.

## AWARD REQUIREMENTS

To earn both the B.Y. Faith Award Pin and the accompanying badge, girls must complete the badge requirements as presented in either the *AHG Tenderheart & Explorer Handbook* or the *AHG Pioneer & Patriot Handbook*. Just as a girl may earn these badges at any and every Program Level, she may also complete them as her B.Y. Faith Award at any and every Program Level.

## TOTAL TIME

The total time required to complete this study depends upon Program Level, which elective requirements are chosen, girl involvement in discussion, and how long they take to complete the activities. The following are estimates by Program Level:

**Tenderhearts**—2-3 hours

**Explorers**—3-4 hours (includes 1 hour at-home work)

**Pioneers/Patriots**—5-6 hours

### Materials Purchase:

- Girl Handbooks (where Badge requirements can be found)
- Daughter of the King Badge Pinterest board** (for ideas to fulfill badge requirements)

### Insignia Purchase (order after completion of the Faith Award):

- Daughter of the King Badge**—one per girl per Program Level
- B.Y. Faith Award Pin**—one per girl per Program Level

purchase in the **AHGstore**

## RECOMMENDED IMPLEMENTATION

### Dedicated Meetings

For most Troops, a set number of meetings are put aside to complete a particular badge. Using this approach, Troops complete multiple badges, and girls focus on different Badge Frontiers at various times throughout the Program Year.

## ALTERNATIVE IMPLEMENTATIONS

### Every Meeting

This badge could be divided to spread the requirements across more meetings than shown in the sample schedules below, enabling girls to engage in other activities in addition to badgework at each meeting.

### Faith-Focused Event

Most badge requirements could be completed in a one-day event (except for Explorers, who will need to spend one hour of quiet time with God at home after the event). One approach might be for the

Tenderhearts and Explorers to attend the event in the morning, complete their requirements, and watch the Pioneers' and Patriots' Biblical beauty presentation and fashion show. Everyone could enjoy lunch together, and the Tenderhearts and Explorers could go home while the Pioneers and Patriots continued with the remainder of their requirements in the afternoon.

### Multi-Day Event

A multi-day event could be approached similarly to dedicated meetings, dividing requirements between the number of days in the event. Be sure to set aside one full hour for Explorers to spend quiet time with God.

### Independent Study

All badges in the AHG Girl Handbooks are available for girls to complete independently at home. Some coordination with the rest of the Troop or Unit may be necessary when girls are required to present or lead in a group setting.

## HOW TO PREPARE

---

The following steps will help you effectively prepare to guide girls through this study:

### Program Materials

Your first step will be to look up the Daughter of the King Badge in the AHG Girl Handbooks. This will enable you to preview the study and reference it frequently as you plan. Wait until girls have completed the study (or are close to finishing) before ordering insignia to confirm more accurate quantities.

### Requirements

Each badge has several mandatory and elective requirements in the AHG Girl Handbooks. Choose the electives that best fit the interests and needs of your Troop's girls. Review your final selection and the ideas found on AHG's Pinterest board to determine the details of your activity plans. Consider adding supplemental elements to increase the girls' engagement with the teaching material.

### Guest Speakers

Several activities involve interviews with or presentations from guest speakers. Confirm who is available to meet with the girls, schedule the appropriate dates on their calendar and yours, and send a list of interview questions before the meeting date, if applicable. Follow up with guest speakers the week before your meeting to confirm they still plan to attend.

### Schedule

Create a schedule for completion and determine who is responsible for leading each part and what additional supplies are needed (see Sample Schedules).

### Supplies

Conclude your preparations by gathering any remaining supplies listed in your schedule. This is in addition to the materials already purchased at the beginning of your preparations.

Dedicated Meetings—Tenderheart Unit

DAY	TIME	STUDY CONTENT/ ACTIVITY	SUPPLIES	LEADER
Mtg. 1	30-45 min.	<p><b>#2</b>—Girls hear Scripture and discuss God and kings.</p> <p><b>#5</b>—Girls discuss being a daughter of the King and list what they know and love about God.</p>	<p>AHG Tenderheart &amp; Explorer Handbooks</p> <p>Bible</p> <p>Paper</p> <p>Colored pencils or crayons</p>	Troop Shepherd or Unit Leader
Mtg. 2	30-45 min.	<p><b>#3</b>—Girls discuss princesses and manners. (Consider making crowns, holding a mini tea party, and other fun “princess-like” activities.)</p> <p><b>At Home</b>—Girls gather items to bring to the next meeting that represent their uniqueness.</p>	<p>AHG Tenderheart &amp; Explorer Handbooks</p> <p>Paper or plastic crowns</p> <p>Crafting supplies</p> <p>Tea party dishes and food</p>	Troop Shepherd or Unit Leader
Mtg. 3	30-45 min.	<p><b>#1</b>—Girls hear Scripture, make “God made me” boxes, and present their box contents to each other.</p>	<p>AHG Tenderheart &amp; Explorer Handbooks</p> <p>Bible</p> <p>Shoeboxes</p> <p>Crafting supplies</p> <p>Girls’ items from home</p>	Troop Shepherd or Unit Leader

Dedicated Meetings—Explorer Unit

DAY	TIME	STUDY CONTENT/ ACTIVITY	SUPPLIES	LEADER
Mtg. 1	30-45 min.	<p><b>#1</b>—Girls hear Scripture about identity in Christ and list and share their characteristics.</p> <p><b>#5</b>—Girls create a poem about being a daughter of the King. (Allow girls to collaborate and create one poem together.) and make cards.</p>	<p>AHG Tenderheart &amp; Explorer Handbooks</p> <p>Bible</p> <p>Blank cards and envelopes</p> <p>Colored pencils or crayons.</p>	Troop Shepherd or Unit Leader
Mtg. 4	30-45 min.	<p><b>#3</b>—Girls discuss and practice various ways to spend time with God (prayer, Bible reading, etc.), then make a 1-hour plan for the upcoming week.</p> <p><b>At Home</b>—Girls spend 1 hour with God throughout the week.</p>	<p>AHG Tenderheart &amp; Explorer Handbooks</p> <p>Paper</p> <p>Writing utensils</p>	Troop Shepherd or Unit Leader
Mtg. 2	(+ 1 hr. at home)	<p><b>#6</b>—Read aloud a book to the girls about inner beauty.</p> <p><b>#4</b>—Girls compare the world’s views about beauty to God’s and create clothing posters.</p>	<p>AHG Tenderheart &amp; Explorer Handbooks</p> <p>Reading book about inner beauty</p> <p>Poster boards</p> <p>Markers</p> <p>Magazines with pictures of modest tween clothing</p>	Troop Shepherd or Unit Leader
Mtg. 3	30-45 min.	<p><b>#2</b>—Girls participate in healthy living activities. (Consider giving out toothbrushes and other hygiene products and decorating pillowcases to emphasize the importance of sleep.)</p>	<p>AHG Tenderheart &amp; Explorer Handbooks</p> <p>Hygiene gifts</p> <p>Pillowcases</p> <p>Fabric markers</p>	Troop Shepherd or Unit Leader

Dedicated Meetings—Pioneer/Patriot Units

DAY	TIME	STUDY CONTENT/ ACTIVITY	SUPPLIES	LEADER
Mtg. 1	45 min.-1 hr.	<b>#3</b> —Girls read and record Scripture, hymns, and prayers of God’s love. <b>#2</b> —Girls discuss God’s love and plan for their lives.	AHG Pioneer & Patriot Handbooks Bible Hymnal Prayer book Index cards Colored pencils	Troop Shepherd, Unit Leader, Pioneer, or Patriot
Mtg. 2	45 min.-1 hr.	<b>#6</b> —Girls list insecurity and gifts and spend time in prayer. <b>#11</b> —Girls read Scripture, take a spiritual gifts survey, and discuss using their God-given gifts.	AHG Pioneer & Patriot Handbooks Bible Spiritual gifts survey Writing utensils	Troop Shepherd, Unit Leader, Pioneer, or Patriot
Mtg. 3	45 min.-1 hr.	<b>#12</b> —Girls find meaningful verses and create wall plaques.	AHG Pioneer & Patriot Handbooks Bibles Wooden plaques	Troop Shepherd, Unit Leader, Pioneer, or Patriot
Mtg. 4	45 min.-1 hr.	<b>#4</b> —Girls interview a volunteer or guest speaker about purity and self-respect.	AHG Pioneer & Patriot Handbooks	Troop Shepherd, Unit Leader, Pioneer, or Patriot
Mtg. 5	45 min.-1 hr.	<b>#1</b> —Girls read Scripture and discuss Biblical beauty. <b>#5</b> —Girls read Scripture and plan a presentation. <b>#7</b> —Girls plan a fashion show to promote Biblical beauty.	AHG Pioneer & Patriot Handbooks Bible Crafting supplies (for creative presentation)	Troop Shepherd, Unit Leader, Pioneer, or Patriot
Mtg. 6	45 min.-1 hr.	<b>#5</b> —Girls give a creative presentation to younger girls. <b>#7</b> —Girls put on a fashion show of Biblical beauty for younger girls.	AHG Pioneer & Patriot Handbooks	Troop Shepherd, Unit Leader, Pioneer, or Patriot





# IDENTITY BADGE



As a Christ-follower, a girl's identity is not based on what she does but on who God has created her to be. When she draws close to Him and His Word, He reveals her true identity and created purpose.

## AWARD REQUIREMENTS

To earn both the B.Y. Faith Award Pin and the accompanying badge, girls must complete the badge requirements as presented in either the *AHG Tenderheart & Explorer Handbook* or the *AHG Pioneer & Patriot Handbook*. Just as a girl may earn these badges at any and every Program Level, she may also complete them as her B.Y. Faith Award at any and every Program Level.

## TOTAL TIME

The total time required to complete this study depends upon Program Level, which elective requirements are chosen, girl involvement in discussion, and how long they take to complete the activities. The following are estimates by Program Level:

**Tenderhearts**—2-3 hours

**Explorers**—2-3 hours

**Pioneers/Patriots**—4-5 hours

### Materials Purchase:

- Girl Handbooks (where Badge requirements can be found)
- Identity Badge Pinterest board** (for ideas to fulfill badge requirements)

### Insignia Purchase (order after completion of the Faith Award):

- Identity Badge**—one per girl per Program Level
- B.Y. Faith Award Pin**—one per girl per Program Level

purchase in the **AHGstore**

## RECOMMENDED IMPLEMENTATION

### Dedicated Meetings

For most Troops, a set number of meetings are put aside to complete a particular badge. Using this approach, Troops complete multiple badges, and girls focus on different Badge Frontiers at various times throughout the Program Year.

## ALTERNATIVE IMPLEMENTATIONS

### Every Meeting

This badge could be divided to spread the requirements across more meetings than shown in the sample schedules below, enabling girls to engage in other activities in addition to badgework at each meeting.

### Faith-Focused Event

All Identity Badge requirements could be completed in a one-day event. One approach might be Pioneers and Patriots staying longer than the younger girls to complete all their badge requirements. Another idea

is to plan additional event activities for the younger girls to enjoy while the Pioneers and Patriots finish their requirements

### Multi-Day Event

A multi-day event could be approached similarly to dedicated meetings, dividing requirements between the number of days in the event.

### Independent Study

All badges in the AHG Girl Handbooks are available for girls to complete independently at home. Some coordination with the rest of the Troop or Unit may be necessary when girls are required to present or lead in a group setting.

## HOW TO PREPARE

---

The following steps will help you effectively prepare to guide girls through this study:

### Program Materials

Your first step will be to look up the Identity Badge in the AHG Girl Handbooks. This will enable you to preview the study and reference it frequently as you plan. Wait until girls have completed the study (or are close to finishing) before ordering insignia to confirm more accurate quantities.

### Requirements

Each badge has several mandatory and elective requirements in the AHG Girl Handbooks. Choose the electives that best fit the interests and needs of your Troop's girls. Review your final selection and the ideas found on AHG's Pinterest board to determine the details of your activity plans. Consider adding supplemental elements to increase the girls' engagement with the teaching material.

### Schedule

Create a schedule for completion and determine who is responsible for leading each part and what additional supplies are needed (see Sample Schedule).

### Supplies

Conclude your preparations by gathering any remaining supplies listed in your schedule. This is in addition to the materials already purchased at the beginning of your preparations.

## Dedicated Meetings—Tenderheart Unit

DAY	TIME	STUDY CONTENT/ ACTIVITY	SUPPLIES	LEADER
Mtg. 1	30-45 min.	<p><b>#1</b>—Girls hear Scripture about identity and create “I am” statements.</p> <p><b>#2</b>—Girls read “I am” statements from a mirror.</p>	AHG Tenderheart & Explorer Handbooks Bible Index cards Colored pencils or crayons Mirror Mirror-erasable marker	Troop Shepherd or Unit Leader
Mtg. 2	30-45 min.	<p><b>#5</b>—Girls learn about fingerprints. (Consider adding an activity to create fingerprint art.)</p>	AHG Tenderheart & Explorer Handbooks Information about fingerprints Paper Ink pads Colored pencils or crayons	Troop Shepherd or Unit Leader
Mtg. 3	30-45 min.	<p><b>#3</b>—Girls hear the story of Esther and discuss her identity and purpose. (Consider adding an Esther paper doll or coloring sheet.)</p>	AHG Tenderheart & Explorer Handbooks Bible Coloring sheets Paper dolls Scissors Colored pencils or crayons	Troop Shepherd or Unit Leader

## Dedicated Meetings—Explorer Unit

DAY	TIME	STUDY CONTENT/ ACTIVITY	SUPPLIES	LEADER
Mtg. 1	30-45 min.	<p><b>#1</b>—Girls hear Scripture about identity and create “I am” statements.</p> <p><b>#2</b>—Girls create trail mix based on their “I am” statements.</p>	<p>AHG Tenderheart &amp; Explorer Handbooks</p> <p>Index cards</p> <p>Colored pencils</p> <p>Trail mix ingredients</p> <p>Bowls, cups, or baggies (to hold each girl's trail mix)</p>	Troop Shepherd or Unit Leader
Mtg. 2	30-45 min.	<p><b>#5</b>—Girls learn about DNA. (Consider adding a DNA beaded bracelet craft.)</p>	<p>AHG Tenderheart &amp; Explorer Handbooks</p> <p>Beading supplies</p>	Troop Shepherd or Unit Leader
Mtg. 3	30-45 min.	<p><b>Bonus Activity</b>—Consider mixing a raisin cake with the girls before badge activities, letting it bake during badge activities, and then enjoying eating it together afterward. A basic microwave recipe will help save time. An alternative is to bring in a pre-baked raisin cake.</p> <p><b>#3</b>—Girls hear the story of Abigail and discuss her identity and purpose.</p> <p><b>#4</b>—Girls create an identity ingredients label.</p>	<p>AHG Tenderheart &amp; Explorer Handbooks</p> <p>Bible</p> <p>Raisin cake recipe</p> <p>Raisin cake ingredients</p> <p>Cake pan, mixing bowl, and other baking tools</p> <p>Paper</p> <p>Colored pencils</p>	Troop Shepherd or Unit Leader
Mtg. 4	30-45 min.	<p><b>#6</b>—Girls decorate and hide inspiration rocks.</p>	<p>AHG Tenderheart &amp; Explorer Handbooks</p> <p>Water and soap (to wash rocks)</p> <p>Paper towel</p> <p>Rocks (if none in the area)</p> <p>Permanent markers or outdoor paint</p>	Troop Shepherd or Unit Leader

## Dedicated Meetings—Pioneer/Patriot Units

DAY	TIME	STUDY CONTENT/ ACTIVITY	SUPPLIES	LEADER
Mtg. 1	45 min.-1 hr.	<p><b>#1</b>—Girls read Scripture about identity and create “I am” statements.</p> <p><b>#2</b>—Girls make identity puzzles using “I am” statements.</p>	<p>AHG Pioneer &amp; Patriot Handbooks</p> <p>Bibles</p> <p>Index cards</p> <p>Writing utensils</p> <p>Paper</p> <p>Scissors</p>	Troop Shepherd, Unit Leader, Pioneer, or Patriot
Mtg. 2	45 min.-1 hr.	<p><b>#5</b>—Girls scavenger hunt around the meeting location to capture photo images representing their identity. (Give time for girls to share their photos and explain their choices.)</p>	<p>AHG Pioneer &amp; Patriot Handbooks</p> <p>Digital camera(s)</p>	Troop Shepherd, Unit Leader, Pioneer, or Patriot
Mtg. 3	45 min.-1 hr.	<p><b>#3</b>—Girls hear the story of Leah and discuss her identity and purpose. (Consider adding an activity of looking up the meanings of their names and using it to create personalized keychain art.)</p>	<p>AHG Pioneer &amp; Patriot Handbooks</p> <p>Bible</p> <p>Baby name book</p> <p>Keychain crafting supplies</p>	Troop Shepherd, Unit Leader, Pioneer, or Patriot
Mtg. 4	45 min.-1 hr.	<p><b>#9</b>—Girls read Scripture and discuss identity in Christ.</p> <p><b>#6</b>—Girls create a knotted prayer yarn.</p>	<p>AHG Pioneer &amp; Patriot Handbooks</p> <p>Bible</p> <p>Yarn</p>	Troop Shepherd, Unit Leader, Pioneer, or Patriot
Mtg. 5	45 min.-1 hr.	<p><b>#4</b>—Girls read Scripture about love and think of ways to share His love with others through their identity.</p> <p><b>#8</b>—Girls pray for and decorate encouragement rocks for younger girls.</p>	<p>AHG Pioneer &amp; Patriot Handbooks</p> <p>Bible</p> <p>Paper</p> <p>Writing utensils</p> <p>Small, clean rocks</p> <p>Permanent markers</p>	Troop Shepherd, Unit Leader, Pioneer, or Patriot





# FAITH AWARD PROGRAM

## B.Y. FAITH AWARDS WOMEN OF FAITH BADGE



**WOMEN OF FAITH**

Through Biblical, historical figures of the Bible and tracing the genealogy of Christ you can see how God worked through women in the Old and New Testaments to carry out His redemptive plan for future generations. It is important to discover the ways God worked through the lives of women in the Bible and how you can apply the same to your own life. This badge explores how God worked through the lives of women in the Bible and how you can apply the same to your own life.

**As you earn this badge, please be respectful and obedient to each girl's faith traditions during group discussions.**

**REQUIREMENTS:** Choose one requirement from each of the five categories. **EXTRAS:** Choose one requirement from each of the five categories, plus one additional requirement from the Application category.

**CATEGORY ONE: WOMEN OF THE OLD TESTAMENT**

**Complete the requirements of your choice in this category and write a letter from the chosen woman's perspective to a friend or family member in the story or to God.**

1. **SARAH:** Sarah is listed as a woman of faith in Hebrews 11. How do you know her story? Read Genesis 12-25. What was the challenge she faced? How did she respond? How did God work through her life? Write a letter to a friend or family member about her life. How do you think she would respond to your letter? How do you think she would respond to your letter? How do you think she would respond to your letter?

2. **REBEKAH:** Read Genesis 24:10-34 and 24:58-67. Rebeccah looked for a husband in a way that was different from the way that most people would. How do you think she would respond to your letter? How do you think she would respond to your letter? How do you think she would respond to your letter?

3. **LEAH:** Read Genesis 29-31. Leah was blessed by having the firstborn of her husband, but she was also disappointed because she was not loved by her husband. How do you think she would respond to your letter? How do you think she would respond to your letter? How do you think she would respond to your letter?

**CATEGORY ONE: WOMEN OF THE OLD TESTAMENT**

1. **SARAH:** How do you know her story? Read Genesis 12-25. What was the challenge she faced? How did she respond? How did God work through her life? Write a letter to a friend or family member about her life. How do you think she would respond to your letter? How do you think she would respond to your letter? How do you think she would respond to your letter?

2. **REBEKAH:** Read Genesis 24:10-34 and 24:58-67. Rebeccah looked for a husband in a way that was different from the way that most people would. How do you think she would respond to your letter? How do you think she would respond to your letter? How do you think she would respond to your letter?

3. **LEAH:** Read Genesis 29-31. Leah was blessed by having the firstborn of her husband, but she was also disappointed because she was not loved by her husband. How do you think she would respond to your letter? How do you think she would respond to your letter? How do you think she would respond to your letter?

**WOMEN OF FAITH**

Through Biblical, historical figures of the Bible and tracing the genealogy of Christ you can see how God worked through women in the Old and New Testaments to carry out His redemptive plan for future generations. It is important to discover the ways God worked through the lives of women in the Bible and how you can apply the same to your own life. This badge explores how God worked through the lives of women in the Bible and how you can apply the same to your own life.

**As you earn this badge, please be respectful and obedient to each girl's faith traditions during group discussions.**

**REQUIREMENTS:** Choose one requirement from each of the five categories. **EXTRAS:** Choose one requirement from each of the five categories, plus one additional requirement from the Application category.

**CATEGORY ONE: WOMEN OF THE OLD TESTAMENT**

**Complete the requirements of your choice in this category and write a letter from the chosen woman's perspective to a friend or family member in the story or to God.**

1. **SARAH:** Sarah is listed as a woman of faith in Hebrews 11. How do you know her story? Read Genesis 12-25. What was the challenge she faced? How did she respond? How did God work through her life? Write a letter to a friend or family member about her life. How do you think she would respond to your letter? How do you think she would respond to your letter? How do you think she would respond to your letter?

2. **REBEKAH:** Read Genesis 24:10-34 and 24:58-67. Rebeccah looked for a husband in a way that was different from the way that most people would. How do you think she would respond to your letter? How do you think she would respond to your letter? How do you think she would respond to your letter?

3. **LEAH:** Read Genesis 29-31. Leah was blessed by having the firstborn of her husband, but she was also disappointed because she was not loved by her husband. How do you think she would respond to your letter? How do you think she would respond to your letter? How do you think she would respond to your letter?

**CATEGORY ONE: WOMEN OF THE OLD TESTAMENT (continued)**

4. **RAHAB:** Rahab was a Canaanite who hid the Israelite spies from the king of her city. How do you think she would respond to your letter? How do you think she would respond to your letter? How do you think she would respond to your letter?

5. **DEBORAH:** Read the story of Deborah in the Bible by reading her story in Judges 4 and 5. How do you think she would respond to your letter? How do you think she would respond to your letter? How do you think she would respond to your letter?

6. **ABIGAIL:** Abigail is known for her wisdom. What role did Abigail play in the Bible? How do you think she would respond to your letter? How do you think she would respond to your letter? How do you think she would respond to your letter?

7. **ESTHER:** Read the story of Esther. Define courage. In Esther 4:16, how did she fight against the odds? How do you think she would respond to your letter? How do you think she would respond to your letter? How do you think she would respond to your letter?

**CATEGORY TWO: WOMEN OF THE NEW TESTAMENT**

**Complete the requirements of your choice in this category and write a letter from the chosen woman's perspective to a friend or family member in the story or to God.**

1. **MARY:** Read the story of Mary in the Bible by reading her story in Luke 1:26-38. How do you think she would respond to your letter? How do you think she would respond to your letter? How do you think she would respond to your letter?

2. **MARY MAGDALENE:** Read Luke 8:1-3. Mary Magdalene was one of the women who followed Jesus. How do you think she would respond to your letter? How do you think she would respond to your letter? How do you think she would respond to your letter?

3. **PHOENIX:** Read the story of Phoenix in the Bible by reading her story in Acts 18:1-4. How do you think she would respond to your letter? How do you think she would respond to your letter? How do you think she would respond to your letter?

4. **THEOPHILE:** Read Romans 16:1-2. Theophrastus is mentioned by name. How do you think she would respond to your letter? How do you think she would respond to your letter? How do you think she would respond to your letter?

5. **PRISCILLA:** Read the story of Priscilla in the Bible by reading her story in Acts 18:1-4. How do you think she would respond to your letter? How do you think she would respond to your letter? How do you think she would respond to your letter?

# WOMEN OF FAITH BADGE



Through historical figures of the Bible and tracing the genealogy of Christ, girls can see how God worked through women in the Old and New Testaments to carry out His redemption plan for future generations. This badge explores women in history as they became the people God intended to impact and influence those around them.

## AWARD REQUIREMENTS

---

To earn both the B.Y. Faith Award Pin and the accompanying badge, girls must complete the badge requirements as presented in either the *AHG Tenderheart & Explorer Handbook* or the *AHG Pioneer & Patriot Handbook*. Just as a girl may earn these badges at any and every Program Level, she may also complete them as her B.Y. Faith Award at any and every Program Level.

## TOTAL TIME

The total time required to complete this study depends upon Program Level, which elective requirements are chosen, girl involvement in discussion, and how long they take to complete the activities. The following are estimates by Program Level:

**Tenderhearts**—2-3 hours

**Explorers**—3-4 hours

**Pioneers/Patriots**—3-5 hours

### Materials Purchase:

- Girl Handbooks (where Badge requirements can be found)
- Women of Faith Badge Pinterest board** (for ideas to fulfill badge requirements)

### Insignia Purchase (order after completion of the Faith Award):

- Women of Faith Badge**—one per girl per Program Level
- B.Y. Faith Award Pin**—one per girl per Program Level

purchase in the **AHGstore**

## RECOMMENDED IMPLEMENTATION

---

### Dedicated Meetings

For most Troops, a set number of meetings are put aside to complete a particular badge. Using this approach, Troops complete multiple badges, and girls focus on different Badge Frontiers at various times throughout the Program Year.

## ALTERNATIVE IMPLEMENTATIONS

---

### Every Meeting

This badge could be divided to spread the requirements across more meetings than shown in the sample schedules below by alternating between story time and activities, enabling girls to engage in other activities in addition to badgework at each meeting.

## Faith-Focused Event

All Women of Faith Badge requirements could be completed in a one-day event for the whole Troop. Girls could collectively listen to the story of one of the women listed, then break into Units for discussion and activities, returning to the group setting for the next story until all requirements have been completed.

## Multi-Day Event

A multi-day event could be approached similarly to dedicated meetings, dividing requirements between the number of days in the event.

## Independent Study

All badges in the AHG Girl Handbooks are available for girls to complete independently at home. Some coordination with the rest of the Troop or Unit may be necessary when girls are required to present or lead in a group setting.

## HOW TO PREPARE

---

The following steps will help you effectively prepare to guide girls through this study:

### Program Materials

Your first step will be to look up the Women of Faith Badge in the AHG Girl Handbooks. This will enable you to preview the study and reference it frequently as you plan. Wait until girls have completed the study (or are close to finishing) before ordering insignia to confirm more accurate quantities.

### Requirements

Each badge has several mandatory and elective requirements in the AHG Girl Handbooks. Choose the electives that best fit the interests and needs of your Troop's girls. Review your final selection and the ideas found on AHG's Pinterest board to determine the details of your activity plans. Consider adding supplemental elements to increase the girls' engagement with the teaching material.

### Schedule

Create a schedule for completion and determine who is responsible for leading each part and what additional supplies are needed (see Sample Schedules).

### Supplies

Conclude your preparations by gathering any remaining supplies listed in your schedule. This is in addition to the materials already purchased at the beginning of your preparations.

Dedicated Meetings—Tenderheart Unit

DAY	TIME	STUDY CONTENT/ ACTIVITY	SUPPLIES	LEADER
Mtg. 1	30-45 min.	<b>Women of the Old Testament</b> <b>#4</b> —Girls hear and discuss the story of Miriam and write a letter.	AHG Tenderheart & Explorer Handbooks Bible Paper Colored pencils	Troop Shepherd or Unit Leader
Mtg. 2	30-45 min.	<b>Women of the New Testament</b> <b>#11</b> —Girls hear and discuss the story of Rhoda and create a comic book story.	AHG Tenderheart & Explorer Handbooks Bible Comic strip fill-in booklet Colored pencils	Troop Shepherd or Unit Leader
Mtg. 3	30-45 min.	<b>Women from Christ's Genealogy</b> <b>#15</b> —Girls hear and discuss the story of Mary, the mother of Jesus, and create a family tree.	AHG Tenderheart & Explorer Handbooks Bible Paper Colored pencils	Troop Shepherd or Unit Leader
Mtg. 4	30-45 min.	<b>Minor Female Figures of the Bible</b> <b>#19</b> —Girls hear and discuss the story of Naaman's servant girl and create a Creed word award. <b>#23</b> —Girls hear and discuss Scripture and create their own "by faith" statement.	AHG Tenderheart & Explorer Handbooks Bible Paper Colored pencils	Troop Shepherd or Unit Leader

## Dedicated Meetings—Explorer Unit

DAY	TIME	STUDY CONTENT/ ACTIVITY	SUPPLIES	LEADER
Mtg. 1	30-45 min.	<b>Women of the Old Testament</b> <b>#2</b> —Girls hear and discuss the story of Rebekah and write a letter.	AHG Tenderheart & Explorer Handbooks Bible Paper Colored pencils	Troop Shepherd or Unit Leader
Mtg. 2	30-45 min.	<b>Women of the New Testament</b> <b>#10</b> —Girls hear and discuss the story of Phoebe and create a comic book story.	AHG Tenderheart & Explorer Handbooks Bible Comic strip fill-in booklet Colored pencils	Troop Shepherd or Unit Leader
Mtg. 3	30-45 min.	<b>Women from Christ's Genealogy</b> <b>#12</b> —Girls hear and discuss the story of Ruth and create a family tree.	AHG Tenderheart & Explorer Handbooks Bible Paper Colored pencils	Troop Shepherd or Unit Leader
Mtg. 4	30-45 min.	<b>Minor Female Figures of the Bible</b> <b>#12</b> —Girls hear and discuss the story of Shiphrah and Puah and create a Creed word award. <b>#23</b> —Girls hear and discuss Scripture and create their own “by faith” statement.	AHG Tenderheart & Explorer Handbooks Bible Paper Colored pencils	Troop Shepherd or Unit Leader
Mtg. 5	30-45 min.	<b>#21</b> —Girls hear and discuss the story of Elizabeth, Mary’s cousin. (Consider adding a Christmas-themed craft.)	AHG Tenderheart & Explorer Handbooks Bible Christmas crafting supplies	Troop Shepherd or Unit Leader

## Dedicated Meetings—Pioneer/Patriot Units

DAY	TIME	STUDY CONTENT/ ACTIVITY	SUPPLIES	LEADER
Mtg. 1	30-45 min.	<b>Women of the Old Testament</b> <b>#1</b> —Girls read and discuss the story of Sarah and write a letter.	AHG Pioneer & Patriot Handbooks Bible Paper Writing utensils	Troop Shepherd, Unit Leader, Pioneer, or Patriot
Mtg. 2	30-45 min.	<b>Women of the New Testament</b> <b>#9</b> —Girls read and discuss the story of Priscilla and create a comic book story.	AHG Pioneer & Patriot Handbooks Bible Comic strip fill-in booklet Colored pencils	Troop Shepherd, Unit Leader, Pioneer, or Patriot
Mtg. 3	30-45 min.	<b>Women from Christ's Genealogy</b> <b>#14</b> —Girls read and discuss the story of Rahab and create a family tree.	AHG Pioneer & Patriot Handbooks Bible Paper Colored pencils	Troop Shepherd, Unit Leader, Pioneer, or Patriot
Mtg. 4	30-45 min.	<b>Minor Female Figures of the Bible</b> <b>#18</b> —Girls read and discuss the story of the Shunammite woman and create a Creed word award. <b>#23</b> —Girls read and discuss Scripture and create their own “by faith” statement.	AHG Pioneer & Patriot Handbooks Bible Paper Colored pencils	Troop Shepherd, Unit Leader, Pioneer, or Patriot
Mtg. 5	30-45 min.	<b>#25</b> —Girls read and discuss the story of Abigail (from requirement #6) and create a mock social media page.	AHG Pioneer & Patriot Handbooks Bible Paper Colored pencils	Troop Shepherd, Unit Leader, Pioneer, or Patriot
Mtg. 6	30-45 min.	<b>#21</b> —Girls read and discuss the story of Hannah. (Consider creating a prayer box.)	AHG Pioneer & Patriot Handbooks Bible Shoebboxes Index cards Crafting supplies	Troop Shepherd, Unit Leader, Pioneer, or Patriot



# FAITH AWARD PROGRAM

## B.Y. FAITH AWARDS

# BACK2BACK MINISTRIES PATCH PROGRAM



**I am for You**

EXPLORING WHAT GOD CELEBRATES

2016 BIBLE STUDY GUIDE

**1 DAY I AM FOR**  
*finding the lost*

by Beth Gledhill, Co-Executive Director of Back2Back Ministries

**LUKE 15:4-7**  
*Suppose one of you had a hundred sheep and lost one. Wouldn't you leave the ninety-nine in the wilderness and go after the lost one until you find it? When you find it, you can be sure you will put it on your shoulders, rejoicing. So when you get home call all your friends and neighbors, saying, 'Celebrate with me! For I have found my lost sheep.'*

**I AM FOR YOU**  
God is for so much more than He is against, and yet it seems at times as if Christians we can be known for fear casting and head-nodding. These are the images of a victorious shepherd who searched for his lost sheep and returned them to his pasture. We have a God who celebrates and rejoices with us as His representatives on earth, to show and share His joy to a lost world.

Throughout your week with Back2Back, we will be learning more about the things God celebrates. God is for hope, joy, worship, justice, and ultimately God is for us. There is a piece of Jesus in my head, but God is for us.

Back2Back's hope campus, being safe and understood in her home on campus, building a foundation for the future who is pursuing higher than him. He is for the African child, the American child, the Kenyan child, the Chinese child, the American child... God is for all. He wants to see them and understand them. He is coming, to lift us up and be our father. This is the image of a shepherd searching for his sheep, not a picture of a frowning, disapproving father.

This week, I hope you will discover your own mental image of the God who cheers for you and for His ways. I want to inspire you to cheer with other on life up those who are hearing other hope, love, grace and in worship, sacrifice for another, and enjoy God's good gifts to you.

Join us as we explore this truth together. It will mean holding each other accountable, and praying for one another. It will mean asking questions and engaging in conversations that leave us challenged. This is what community can look like and we invite you into ours. Together we will send a message to the most vulnerable of populations. God is there for them.

**THIS WEEK I HOPE YOU WILL DISCOVER YOUR OWN MENTAL IMAGE OF THE GOD WHO CHEERS FOR YOU AND FOR HIS WAYS.**

**I AM FOR [FINDING THE LOST]**

I was serving in Malawi recently, and I met a new student who is doing in the African House. Back2Back's Hope Program home for girls. She was recovering from a surgery of some sort, and I could see it in her. She was recovering from a surgery of some sort, and I could see it in her. She was recovering from a surgery of some sort, and I could see it in her.

"This," she said, pointing to her nose when someone looked at her. "This is evidence I have a God who hears me."

I looked at her carous and with encouragement she continued. "I have been telling people for years I can't breathe out of my nose. But no one believed me. Last year I told Jesus I want three things: a family, to see boys my age who love him (and maybe could love me) and to breathe out of my nose."

A few of us listening chuckled at her candor.

"I've only been here a few months, but I love these people like family. I met a boy at my new youth group who seems to like Jesus and me, and I love him. (Her nose must) believe me immediately when I told her about my nose and this last week, I had corrective surgery."

She smiled joyfully, somewhat on the side with conviction. "Jesus... he heard me and he answered me."

Jesus doesn't have to look for sheep who are lost, he sees each one, he is in the sky and there it's wonderful, the "finding" of lost sheep is his goal, persistent pursuit of them, his reminder to them to be for them. He put his little sheep on his shoulder and again in her simplicity here, good it is to be here.



# BACK2BACK MINISTRIES PATCH PROGRAM

This study is available to **Explorers, Pioneers, and Patriots** and offers girls the opportunity to:

- Hear stories of children served by Back2Back Ministries,
- Learn how belief systems and trauma impact orphaned and vulnerable children,
- Engage in time with God about His heart for the fatherless,
- Serve children in the community or globally, and
- Be better prepared to serve orphaned and vulnerable children on a short-term mission trip.

## AWARD REQUIREMENTS

---

To earn the B.Y. Faith Award and Back2Back Patch:

1. Explorers and Pioneers read *Tales of the Ones He Won't Let Go* (six chapters, 200 pages), and Patriots read *Relentless Hope* (15 chapters, 236 pages).
2. Each Program Level completes the following number of requirements.
  - Explorers—choose two of four available activities
  - Pioneers—choose three of seven available activities
  - Patriots—choose three of eight available activities
3. Pioneers and Patriots watch four Back2Back Ministry videos—Fear Brain (4:50), Trauma and the Brain (5:07), Indiscriminate Friendliness (2:56), and Creating Healthy Belief Systems (1:53).
4. All Program Levels complete the *I Am for You* Bible study guide (39 pages), reading all ten days and answering the study guide questions.

## TOTAL TIME







The total time required to complete this study depends upon Program Level, girl involvement in discussion, and how long they take to complete the activities. The following is an estimated total time for completion of this study:

**Explorers**—5-6 hours



**Pioneers**—6-7 hours

**Patriots**—7-9 hours

### Materials Purchase:

-  **Back2Back Ministries Patch Program**—one per adult (free digital download)
-  **Tales of the Ones He Won't Let Go**—one per girl OR one per Unit
-  **Relentless Hope**—one per girl OR one per Unit
-  **I Am for You**—one per girl (free digital download)
-  **Fear Brain, Trauma and the Brain, Indiscriminate Friendliness, and Creating Healthy Belief Systems** videos—one per girl OR one per Unit (free digital download)
-  **Play With a Purpose (Belief Systems)** video—one per Pioneer or Patriot Girl OR one per Unit (optional, free digital download)

### Insignia Purchase (order after completion of the Faith Award):

-  **Back2Back Ministries Patch**—one per girl per Program Level (optional)
-  **B.Y. Faith Award Pin**—one per girl per Program Level

 purchase in the **AHGstore**    Purchase from Program Alliance website

## RECOMMENDED IMPLEMENTATION

---

### Every Meeting

The author of Back2Back Ministries' books is an incredibly gifted storyteller—reading a chapter at each meeting will keep the girls engaged and eager to return for more. The challenge will be allotting enough time to read these books together. *Tales of the Ones He Won't Let Go* has longer chapters that will take close to 30 minutes to read, but there are only six chapters. *Relentless Hope* has slightly shorter chapters, but there are more of them. The sample schedules shown below include read-aloud time for both books. To save on meeting time, you may wish to have the girls read a chapter at home each week and conduct follow-up discussion time during meetings. The trade-off here is the need to buy a book for each girl. Know your girls and choose the best method for their needs, interests, and attention spans.

## ALTERNATIVE IMPLEMENTATIONS

---

### Dedicated Meetings

Since the bulk of this Patch Program involves reading, it may be challenging for girls to sit through listening to multiple chapters in one sitting. However, if the books are read at home, you may choose to have just two or three dedicated meetings to cover discussion of the reading material and the additional Patch Program activities.

### Faith-Focused Event

As with dedicated meetings, it would be challenging for girls to sit through listening to an entire book at a one-day event. This option may be wiser for older girls who have already read the material at home.

### Multi-Day Event

A multi-day event could be approached similarly to dedicated meetings, dividing up chapters and activities between the number of days in the event. For a camp setting, independent book reading might be ideal for girls to spend quiet time during the day, returning to the group setting for discussion. *Patriots* could complete their whole book in five days with a chapter each morning, afternoon, and evening.

### Independent Study

The Back2Back Ministries Patch Program lends itself well to independent study at home. Due to the topics raised, AHG recommends that younger girls work through the program with a parent to discuss what they have read and learned. Older girls may fill in answers in the *I Am for You* Bible study and discuss with their Unit Leader when they have completed the Patch Program.

## HOW TO PREPARE

---

The following steps will help you effectively prepare to guide girls through this study:

### Program Materials

Your first step will be to order, download, and print the items listed under “Materials Purchase” above. This will enable you to preview the study and reference it frequently as you plan. Wait until girls have completed the study (or are close to finishing) before ordering insignia to confirm more accurate quantities.

## Trauma

Read the book(s) and the study guide before deciding whether this series is a good fit for your Troop or Unit. If there are girls in your Troop who have experienced trauma in the form of neglect, abuse, foster care, or adoption, they may welcome hearing similar stories from others, OR they may find it painful to be reminded of these memories. Have a heartfelt, compassionate discussion with the parents of these girls to hear their wishes for their daughter. If there is a concern, ask if they would be willing to read the materials to help you decide. If parents are still wary after reading the book(s), consider choosing a different Faith Award study to pursue in a group setting.

## Schedule

Create a schedule for completion and determine who is responsible for leading each part and what additional supplies are needed (see Sample Schedules).

## Supplies

Conclude your preparations by gathering any remaining supplies listed in your schedule. This is in addition to the materials already purchased at the beginning of your preparations. If you plan to stream the videos, confirm that you have working internet access in your meeting space.

## Every Meeting—Explorers

DAY	TIME	STUDY CONTENT/ ACTIVITY	SUPPLIES	LEADER
Mtg. 1	30 min.	<b>Chapter 1:</b> Three Sister's Struggle—Read aloud and discuss	<i>Tales of the Ones He Won't Let Go</i>	Troop Shepherd or Unit Leader
Mtg. 2	30 min.	<b>Chapter 2:</b> Sam and Ellie's Challenge—Read aloud and discuss	<i>Tales of the Ones He Won't Let Go</i>	Troop Shepherd or Unit Leader
Mtg. 3	30 min.	<b>Chapter 3:</b> Sally's Story—Read aloud and discuss	<i>Tales of the Ones He Won't Let Go</i>	Troop Shepherd or Unit Leader
Mtg. 4	30 min.	<b>Chapter 4:</b> Ronaldo's Future—Read aloud and discuss	<i>Tales of the Ones He Won't Let Go</i>	Troop Shepherd or Unit Leader
Mtg. 5	30 min.	<b>Chapter 5:</b> Moses's Destiny—Read aloud and discuss	<i>Tales of the Ones He Won't Let Go</i>	Troop Shepherd or Unit Leader
Mtg. 6	30 min.	<b>Chapter 6:</b> Still Holding On—Read aloud and discuss	<i>Tales of the Ones He Won't Let Go</i>	Troop Shepherd or Unit Leader
Mtg. 7	20 min.	<b>Patch Program Activity—</b> Discussion Questions	Back2Back Ministries Patch Program printout	Troop Shepherd or Unit Leader
Mtg. 8	10 min.	<b>Day 1:</b> I Am for Finding the Lost—Read aloud and discuss	<i>I Am for You</i> printout	Troop Shepherd or Unit Leader
Mtg. 9	10 min.	<b>Day 2:</b> I Am for Joy—Read aloud and discuss	<i>I Am for You</i> printout	Troop Shepherd or Unit Leader
Mtg. 10	10 min.	<b>Day 3:</b> I Am for Hope—Read aloud and discuss	<i>I Am for You</i> printout	Troop Shepherd or Unit Leader
Mtg. 11	10 min.	<b>Day 4:</b> I Am for Jesus—Read aloud and discuss	<i>I Am for You</i> printout	Troop Shepherd or Unit Leader
Mtg. 12	10 min.	<b>Day 5:</b> I Am for Worship—Read aloud and discuss	<i>I Am for You</i> printout	Troop Shepherd or Unit Leader
Mtg. 13	10 min.	<b>Day 6:</b> I Am for Us—Read aloud and discuss	<i>I Am for You</i> printout	Troop Shepherd or Unit Leader
Mtg. 14	10 min.	<b>Day 7:</b> I Am for Justice—Read aloud and discuss	<i>I Am for You</i> printout	Troop Shepherd or Unit Leader
Mtg. 15	10 min.	<b>Day 8:</b> I Am for Good News—Read aloud and discuss	<i>I Am for You</i> printout	Troop Shepherd or Unit Leader
Mtg. 16	10 min.	<b>Day 9:</b> I Am for Good Stuff—Read aloud and discuss	<i>I Am for You</i> printout	Troop Shepherd or Unit Leader
Mtg. 17	10 min.	<b>Day 10:</b> I Am for Sacrifice—Read aloud and discuss	<i>I Am for You</i> printout	Troop Shepherd or Unit Leader

DAY	TIME	STUDY CONTENT/ ACTIVITY	SUPPLIES	LEADER
Mtg. 18	20 min.	<b>Patch Program Activity—</b> Healing Bags	Back2Back Ministries Patch Program printout Large resealable plastic bags Toiletry samples Personal hygiene items Tissues Small mirrors Small brushes Clothing Small Bibles Scripture list Candy Gum Gift cards	Troop Shepherd or Unit Leader

## Every Meeting—Pioneers

DAY	TIME	STUDY CONTENT/ ACTIVITY	SUPPLIES	LEADER
Mtg. 1	30 min.	<b>Chapter 1:</b> Three Sister's Struggle—Read aloud and discuss	<i>Tales of the Ones He Won't Let Go</i>	Troop Shepherd or Unit Leader
Mtg. 2	30 min.	<b>Chapter 2:</b> Sam and Ellie's Challenge—Read aloud and discuss	<i>Tales of the Ones He Won't Let Go</i>	Troop Shepherd or Unit Leader
Mtg. 3	30 min.	<b>Chapter 3:</b> Sally's Story—Read aloud and discuss	<i>Tales of the Ones He Won't Let Go</i>	Troop Shepherd or Unit Leader
Mtg. 4	30 min.	<b>Chapter 4:</b> Ronaldo's Future—Read aloud and discuss	<i>Tales of the Ones He Won't Let Go</i>	Troop Shepherd or Unit Leader
Mtg. 5	30 min.	<b>Chapter 5:</b> Moses's Destiny—Read aloud and discuss	<i>Tales of the Ones He Won't Let Go</i>	Troop Shepherd or Unit Leader
Mtg. 6	50 min.	<b>Chapter 6:</b> Still Holding On—Read aloud and discuss <b>Patch Program Activity—</b> Discussion Questions	<i>Tales of the Ones He Won't Let Go</i> Back2Back Ministries Patch Program printout	Troop Shepherd or Unit Leader
Mtg. 7	10 min.	<b>Day 1:</b> I Am for Finding the Lost—Read aloud and discuss	<i>I Am for You</i> printout	Troop Shepherd or Unit Leader
Mtg. 8	10 min.	<b>Day 2:</b> I Am for Joy—Read aloud and discuss	<i>I Am for You</i> printout	Troop Shepherd or Unit Leader
Mtg. 9	10 min.	<b>Day 3:</b> I Am for Hope—Read aloud and discuss	<i>I Am for You</i> printout	Troop Shepherd or Unit Leader
Mtg. 10	10 min.	<b>Day 4:</b> I Am for Jesus—Read aloud and discuss	<i>I Am for You</i> printout	Troop Shepherd or Unit Leader
Mtg. 11	10 min.	<b>Day 5:</b> I Am for Worship—Read aloud and discuss	<i>I Am for You</i> printout	Troop Shepherd or Unit Leader
Mtg. 12	10 min.	<b>Day 6:</b> I Am for Us—Read aloud and discuss	<i>I Am for You</i> printout	Troop Shepherd or Unit Leader
Mtg. 13	10 min.	<b>Day 7:</b> I Am for Justice—Read aloud and discuss	<i>I Am for You</i> printout	Troop Shepherd or Unit Leader
Mtg. 14	10 min.	<b>Day 8:</b> I Am for Good News—Read aloud and discuss	<i>I Am for You</i> printout	Troop Shepherd or Unit Leader
Mtg. 15	10 min.	<b>Day 9:</b> I Am for Good Stuff—Read aloud and discuss	<i>I Am for You</i> printout	Troop Shepherd or Unit Leader
Mtg. 16	10 min.	<b>Day 10:</b> I Am for Sacrifice—Read aloud and discuss	<i>I Am for You</i> printout	Troop Shepherd or Unit Leader

DAY	TIME	STUDY CONTENT/ ACTIVITY	SUPPLIES	LEADER
Mtg. 17	20 min.	<b>Patch Program Activity—</b> Healing Bags	Back2Back Ministries Patch Program printout Large resealable plastic bags Toiletry samples Personal hygiene items Tissues Small mirrors Small brushes Clothing Small Bibles Scripture list Candy Gum Gift cards	Troop Shepherd or Unit Leader
Mtg. 18	30 min.	<b>Videos—</b> Girls watch Back2Back Ministries videos and discuss: Fear Brain (4:50) Trauma and the Brain (5:07) Indiscriminate Friendliness (2:56) Creating Healthy Belief Systems (1:53) <b>Patch Program Activity—</b> Girls respond to discussion questions about the videos.	Back2Back Ministries Patch Program printout Laptop or another streaming device to play streaming videos Video links	Troop Shepherd or Unit Leader



Every Meeting—Patriots

DAY	TIME	STUDY CONTENT/ ACTIVITY	SUPPLIES	LEADER
Mtg. 1	20 min.	<b>Introduction</b> —Read aloud and discuss	<i>Relentless Hope</i>	Troop Shepherd, Unit Leader, or Patriot
Mtg. 2	30 min.	<b>Chapter 1:</b> The Story Isn't Over Yet—Read aloud and discuss <b>Day 1:</b> I Am for Finding the Lost—Read aloud and discuss	<i>Relentless Hope</i> <i>I Am for You</i> printout	Template Troop Shepherd, Unit Leader, or Patriot
Mtg. 3	20 min.	<b>Chapter 2:</b> Going After the One—Read aloud and discuss	<i>Relentless Hope</i>	Troop Shepherd, Unit Leader, or Patriot
Mtg. 4	30 min.	<b>Chapter 3:</b> Finding Her Voice—Read aloud and discuss <b>Day 2:</b> I Am for Joy—Read aloud and discuss	<i>Relentless Hope</i> <i>I Am for You</i> printout	Troop Shepherd, Unit Leader, or Patriot
Mtg. 5	30 min.	<b>Chapter 4:</b> Straightening Our Legs—Read aloud and discuss <b>Day 3:</b> I Am for Hope—Read aloud and discuss	<i>Relentless Hope</i> <i>I Am for You</i> printout	Troop Shepherd, Unit Leader, or Patriot
Mtg. 6	20 min.	<b>Chapter 5:</b> I Smell the Rain—Read aloud and discuss	<i>Relentless Hope</i>	Troop Shepherd, Unit Leader, or Patriot
Mtg. 7	30 min.	<b>Chapter 6:</b> Coming After Me—Read aloud and discuss <b>Day 4:</b> I Am for Jesus—Read aloud and discuss	<i>Relentless Hope</i> <i>I Am for You</i> printout	Troop Shepherd, Unit Leader, or Patriot
Mtg. 8	30 min.	<b>Chapter 7:</b> Leaning—Read aloud and discuss <b>Day 5:</b> I Am for Worship—Read aloud and discuss	<i>Relentless Hope</i> <i>I Am for You</i> printout	Troop Shepherd, Unit Leader, or Patriot
Mtg. 9	20 min.	<b>Chapter 8:</b> What to Take Into Battle—Read aloud and discuss	<i>Relentless Hope</i>	Troop Shepherd, Unit Leader, or Patriot
Mtg. 10	30 min.	<b>Chapter 9:</b> Seeing Someone's Pain—Read aloud and discuss <b>Day 6:</b> I Am for Us—Read aloud and discuss	<i>Relentless Hope</i> <i>I Am for You</i> printout	Troop Shepherd, Unit Leader, or Patriot
Mtg. 11	30 min.	<b>Chapter 10:</b> Looking to the Rock from Which You Were Cut—Read aloud and discuss <b>Day 7:</b> I Am for Justice—Read aloud and discuss	<i>Relentless Hope</i> <i>I Am for You</i> printout	Troop Shepherd, Unit Leader, or Patriot

DAY	TIME	STUDY CONTENT/ ACTIVITY	SUPPLIES	LEADER
Mtg. 12	20 min.	<b>Chapter 11:</b> Real Estate in the Land of No Neat Answers—Read aloud and discuss	<i>Relentless Hope</i>	Troop Shepherd, Unit Leader, or Patriot
Mtg. 13	30 min.	<b>Chapter 12:</b> He Will Warn Us of Wrong Turns—Read aloud and discuss <b>Day 8:</b> I Am for Good News—Read aloud and discuss	<i>Relentless Hope</i> <i>I Am for You</i> printout	Troop Shepherd, Unit Leader, or Patriot
Mtg. 14	30 min.	<b>Chapter 13:</b> The Joke Is on the Enemy—Read aloud and discuss <b>Day 9:</b> I Am for Good Stuff—Read aloud and discuss	<i>Relentless Hope</i> <i>I Am for You</i> printout	Troop Shepherd, Unit Leader, or Patriot
Mtg. 15	20 min.	<b>Chapter 14:</b> A Plan Not Thwarted—Read aloud and discuss	<i>Relentless Hope</i>	Troop Shepherd, Unit Leader, or Patriot
Mtg. 16	30 min.	<b>Chapter 15:</b> Extracting the Precious from the Worthless—Read aloud and discuss <b>Day 10:</b> I Am for Sacrifice—Read aloud and discuss	<i>Relentless Hope</i> <i>I Am for You</i> printout	Troop Shepherd, Unit Leader, or Patriot
Mtg. 17	20 min.	<b>Videos</b> —Girls watch Back2Back Ministries videos and discuss: Fear Brain (4:50) Trauma and the Brain (5:07) Indiscriminate Friendliness (2:56) Creating Healthy Belief Systems (1:53)	Laptop or another streaming device to play streaming videos Video links	Troop Shepherd, Unit Leader, or Patriot
Mtg. 18	30 min.	<b>Patch Program Activity</b> —Play With a Purpose (Belief Systems) <b>Video and Presentation</b> —Girls watch the video, then Patriots present the demonstration to the rest of the Troop, perhaps at an extended Closing Ceremony. Consider spooning the “positive” mixture into cups for girls to enjoy after the presentation.	Laptop or another streaming device to play streaming video Video link Bible Two large bowls and spoons Disposable cups Markers for labels Egg Vinegar Gravel Sticks Nails Popcorn Small chocolate candies Mini marshmallows Pretzels Nuts (or nut alternative, in case of allergies)	Patriot Unit

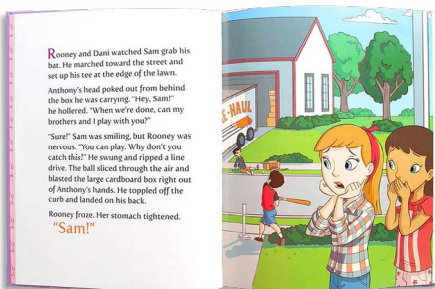



AMERICAN  
HERITAGE GIRLS®  
FAITH | SERVICE | FUN

# FAITH AWARD PROGRAM

B.Y. FAITH AWARDS

## BIBLE BELLES PATCH PROGRAM



# BIBLE BELLES PATCH PROGRAM

The Bible Belles Patch Program equips **Tenderhearts** and **Explorers** with strong character by connecting them to real heroes—women of Scripture—to help them discover the qualities that make a truly beautiful woman. In five colorfully illustrated and early reading level books, girls go on a journey with Rooney as she meets these extraordinary women. This study provides a simple and effective approach to developing a girl's inner beauty, strengthening her true identity, and guiding her towards her unique leadership role in God's kingdom.

## AWARD REQUIREMENTS

To earn the B.Y. Faith Award and Bible Belles Patch:

1. Tenderhearts read two books (Books 1 and 2 recommended, 56 pages each) and complete each title's seven days of devotions and activities.
2. Explorers read three books (Books 3, 4, and 5 recommended, 56 pages each) and complete each title's seven days of devotions and activities.














## TOTAL TIME

The total time required to complete this study depends upon Program Level, girl involvement in discussion, and how long they take to complete the activities. The following are estimates by Program Level:



**Tenderhearts**—2-3 hours

**Explorers**—4-6 hours

**Materials Purchase** (10% discount offered to AHG Members using coupon code "AHG"):

-  **Bible Belles Patch Program**—one per adult (free digital download)
-  **Hannah: The Belle of Prayer** (Book 1)—one per girl OR one per Unit (ebook or hardcover)
-  **Hannah: Becoming a Belle of Prayer** devotional—one per girl (free digital download)
-  **Esther: The Belle of Patience** (Book 2)—one per girl OR one per Unit (ebook or hardcover)
-  **Esther: Becoming a Belle of Patience** devotional—one per girl (free digital download)
-  **Abigail: The Belle of Bravery** (Book 3)—one per girl OR one per Unit (ebook or hardcover)
-  **Abigail: Becoming a Belle of Bravery** devotional—one per girl (free digital download)
-  **Ruth: The Belle of Loyalty** (Book 4)—one per girl OR one per Unit (ebook or hardcover)
-  **Ruth: Becoming a Belle of Loyalty** devotional—one per girl (free digital download)
-  **Deborah: The Belle of Leadership** (Book 5)—one per girl OR one per Unit (ebook or hardcover)
-  **Deborah: Becoming a Belle of Leadership** devotional—one per girl (free digital download)
-  **HEARD Coloring Book** (optional supplement)—one per girl
-  **HEARD: A Journal for Mothers and Daughters** (optional supplement)—one per girl

**Insignia Purchase** (order after completion of the Faith Award):

-  **Bible Belles Patch**—one per girl per Program Level (optional)
-  **B.Y. Faith Award Pin**—one per girl per Program Level

 purchase in the [AHGstore](#)  Purchase from Program Alliance website  printable on [AHGresource](#)

## RECOMMENDED IMPLEMENTATION

---

### Every Meeting

The Bible Belles Patch Program is based on the Bible Belles book series. Volunteers will read the books aloud to the girls and then guide them through additional devotions, discussion time, and activities that reinforce the principles taught within the books. Since this series is geared toward younger girls with shorter attention spans, AHG recommends spreading the supplemental activities throughout a year's Troop meetings.

## ALTERNATIVE IMPLEMENTATIONS

---

### Dedicated Meetings

The Bible Belles Patch Program could also be completed within dedicated meeting time. The most straightforward approach might be to dedicate one full meeting per book (two for Tenderhearts and three for Explorers). Each meeting will require 1-1½ hours to read the book and complete the Patch Program activities.

### Faith-Focused Event

Conducting this study as a one-day event is doable but may push the boundaries of Tenderhearts' attention spans. Plan for at least four hours or more at your event to allow for breaks, snacks, etc. If Tenderhearts and Explorers are attending the same event, you might consider a read-aloud time in the beginning for all girls to hear all five stories and then divide the girls into their respective Units to complete the required activities. Even though it is suggested that Explorers complete books 3-5, all girls at a joint Tenderheart and Explorer event could instead read books one through three together, waiting to read each book until the previous book's activities are completed.

### Multi-Day Event

A multi-day event could be approached similarly to dedicated meetings by completing one book per day. Like a faith-focused event, Tenderhearts and Explorers could complete reading and activities from the same books together, if needed. Also, Tenderhearts are not limited to two books, and Explorers are not limited to three, so both age groups could complete all five books at a five-day event (still earning just one patch per girl).

### Independent Study

This Patch Program may also be completed independently at home. Since Tenderhearts are early readers, AHG recommends they complete this with parent involvement, reading aloud the book and other portions as needed. While Explorers are more advanced readers and may complete this on their own, families may enjoy walking through the program together, incorporating HEARD: A Journal for Mothers and Daughters into their at-home studies.

## HOW TO PREPARE

---

The following steps will help you effectively prepare to guide girls through this study:

### Program Materials

Your first step will be to order, download, and print the items listed under "Materials Purchase" above. This will enable you to preview the study and reference it frequently as you plan. Wait until girls have completed the study (or are close to finishing) before ordering insignia to confirm more accurate quantities.

### Reading Voice

Read the stories beforehand to familiarize yourself with the story and practice reading aloud. Creating a few different character voices and sound effects can add to the girls' fun and engagement with the stories. Consider providing a leadership opportunity for older girls to present the read-aloud experience.

### Schedule

Create a schedule for completion and determine who is responsible for leading each part and what additional supplies are needed (see Sample Schedules).

### Supplies

Conclude your preparations by gathering any remaining supplies listed in your schedule. This is in addition to the materials already purchased at the beginning of your preparations.

## Every Meeting—Tenderhearts

DAY	TIME	STUDY CONTENT/ ACTIVITY	SUPPLIES	LEADER
Mtg. 1	20 min.	<b>Read Aloud</b> —Hannah the Belle of Prayer	<i>Hannah the Belle of Prayer</i>	Troop Shepherd or Unit Leader
Mtg. 2	10 min.	<b>Session 1</b> —Read the devotion and Scripture passages. Discuss the questions.	<i>Becoming a Belle of Prayer</i> printout	Troop Shepherd or Unit Leader
Mtg. 3	10 min.	<b>Session 2</b> —Read the devotion and Scripture passages. Find a fun way to commit to heart Isaiah 45:3.	<i>Becoming a Belle of Prayer</i> printout Bible	Troop Shepherd or Unit Leader
Mtg. 4	10 min.	<b>Session 3</b> —Read the devotion and Scripture passages. Guide girls through the drawing activity.	<i>Becoming a Belle of Prayer</i> printout Paper Colored pencils or crayons	Troop Shepherd or Unit Leader
Mtg. 5	20 min.	<b>Session 4</b> —Read the devotion and Scripture passages. Guide girls through creating prayer windows.	<i>Becoming a Belle of Prayer</i> printout Poster (or real) window Crafting supplies	Troop Shepherd or Unit Leader
Mtg. 6	10 min.	<b>Session 5</b> —Read the devotion and Scripture passages. Guide girls through creating a prayer list on a whiteboard as a group activity.	<i>Becoming a Belle of Prayer</i> printout Bible Whiteboard Whiteboard markers	Troop Shepherd or Unit Leader
Mtg. 7	10 min.	<b>Session 6</b> —Read the devotion and Scripture passages. Guide girls in song time together.	<i>Becoming a Belle of Prayer</i> printout Song ideas Soundtracks Instruments	Troop Shepherd or Unit Leader
Mtg. 8	10 min.	<b>Session 7</b> —Read the devotion and Scripture passages. Guide girls through the bell drawing activity.	<i>Becoming a Belle of Prayer</i> printout Paper Colored pencils or crayons	Troop Shepherd or Unit Leader
Mtg. 9	10 min.	<b>HEARD Coloring Book</b> —Discuss the story as girls enjoy coloring time.	Coloring pages Crayons	Troop Shepherd or Unit Leader
Mtg. 10	20 min.	<b>Read Aloud</b> —Esther the Belle of Patience	<i>Esther the Belle of Patience</i>	Troop Shepherd or Unit Leader
Mtg. 11	10 min.	<b>Session 1</b> —Read the devotion and Scripture passages. Guide girls in focused prayer.	<i>Becoming a Belle of Patience</i> printout	Troop Shepherd or Unit Leader
Mtg. 12	10 min.	<b>Session 2</b> —Read the devotion and Scripture passages. Find a fun way to commit to heart Psalm 130:5.	<i>Becoming a Belle of Patience</i> printout Bible	Troop Shepherd or Unit Leader



DAY	TIME	STUDY CONTENT/ ACTIVITY	SUPPLIES	LEADER
Mtg. 13	10 min.	<b>Session 3</b> —Read the devotion and Scripture passages. Guide girls through the drawing activity.	Becoming a Belle of Patience printout Paper Colored pencils or crayons	Troop Shepherd or Unit Leader
Mtg. 14	10 min.	<b>Session 4</b> —Read the devotion and Scripture passages. Guide girls through creating a patience clock.	<i>Becoming a Belle of Patience</i> printout Crafting supplies	Troop Shepherd or Unit Leader
Mtg. 15	10 min.	<b>Session 5</b> —Read the devotion and Scripture passages. Guide girls through creating a list of “waiting” words and phrases on a whiteboard as a group activity.	<i>Becoming a Belle of Patience</i> printout Whiteboard Whiteboard markers	Troop Shepherd or Unit Leader
Mtg. 16	10 min.	<b>Session 6</b> —Read the devotion and Scripture passages. Guide girls in song time together.	<i>Becoming a Belle of Patience</i> printout Song ideas Soundtracks Instruments	Troop Shepherd or Unit Leader
Mtg. 17	10 min.	<b>Session 7</b> —Read the devotion and Scripture passages. Guide girls through the bell drawing activity.	<i>Becoming a Belle of Patience</i> printout Colored pencils or crayons	Troop Shepherd or Unit Leader
Mtg. 18	10 min.	<b>HEARD Coloring Book</b> —Discuss the story as girls enjoy coloring time.	Coloring pages Crayons	Troop Shepherd or Unit Leader

## Every Meeting—Explorers

DAY	TIME	STUDY CONTENT/ ACTIVITY	SUPPLIES	LEADER
Mtg. 1	20 min.	<b>Read Aloud</b> —Abigail the Belle of Bravery	<i>Abigail the Belle of Bravery</i>	Troop Shepherd or Unit Leader
Mtg. 2	20 min.	<b>Session 1</b> —Read the devotion and Scripture passages. Guide girls in focused prayer. <b>Session 2</b> —Read the devotion and Scripture passages. Find a fun way to commit to heart 1 Corinthians 16:13-14.	<i>Becoming a Belle of Bravery</i> printout Bible	Troop Shepherd or Unit Leader
Mtg. 3	15 min.	<b>Session 3</b> —Read the devotion and Scripture passages. Play the Lights Out Game	<i>Becoming a Belle of Bravery</i> printout Flashlight	Troop Shepherd or Unit Leader
Mtg. 4	15 min.	<b>Session 4</b> —Read the devotion and Scripture passages. Girls complete the drawing activity.	<i>Becoming a Belle of Bravery</i> printout Paper Colored pencils or markers	Troop Shepherd or Unit Leader
Mtg. 5	15 min.	<b>Session 5</b> —Read the devotion and Scripture passages. Girls complete the coloring page activity.	<i>Becoming a Belle of Bravery</i> printout Coloring page copies Colored pencils or markers	Troop Shepherd or Unit Leader
Mtg. 6	20 min.	<b>Session 6</b> —Read the devotion and Scripture passages. Guide girls in song time together. <b>Session 7</b> —Read the devotion and Scripture passages. Girls complete the bell drawing activity.	<i>Becoming a Belle of Bravery</i> printout Song ideas Soundtracks Paper Colored pencils or markers	Troop Shepherd or Unit Leader
Mtg. 7	20 min.	<b>Read Aloud</b> —Ruth the Belle of Loyalty	<i>Ruth the Belle of Loyalty</i>	Troop Shepherd or Unit Leader
Mtg. 8	20 min.	<b>Session 1</b> —Read the devotion and Scripture passages. Guide girls in focused prayer. <b>Session 2</b> —Read the devotion and Scripture passages. Find a fun way to commit to heart 1 Proverbs 17:17.	<i>Becoming a Belle of Loyalty</i> printout Bible	Troop Shepherd or Unit Leader
Mtg. 9	15 min.	<b>Session 3</b> —Read the devotion and Scripture passages. Girls complete the drawing activity.	<i>Becoming a Belle of Loyalty</i> printout Paper Colored pencils or markers	Troop Shepherd or Unit Leader
Mtg. 10	20 min.	<b>Session 4</b> —Read the devotion and Scripture passages and complete the activity. <b>Session 5</b> —Read the devotion and Scripture passages and bring the activity home to complete with a parent.	<i>Becoming a Belle of Loyalty</i> printout	Troop Shepherd or Unit Leader

DAY	TIME	STUDY CONTENT/ ACTIVITY	SUPPLIES	LEADER
Mtg. 11	20 min.	<p><b>Session 6</b>—Read the devotion and Scripture passages. Guide girls in song time together.</p> <p><b>Session 7</b>—Read the devotion and Scripture passages. Girls complete the bell drawing activity.</p>	<p><i>Becoming a Belle of Loyalty</i> printout</p> <p>Song ideas</p> <p>Soundtracks</p> <p>Paper</p> <p>Colored pencils or markers</p>	Troop Shepherd or Unit Leader
Mtg. 12	20 min.	<p><b>Read Aloud</b>—Deborah the Belle of Leadership</p>	<p><i>Deborah the Belle of Leadership</i></p>	Troop Shepherd or Unit Leader
Mtg. 13	20 min.	<p><b>Session 1</b>—Read the devotion and Scripture passages. Guide girls in focused prayer.</p> <p><b>Session 2</b>—Read the devotion and Scripture passages. Find a fun way to commit to heart 1 Philippians 2:3-4.</p>	<p><i>Becoming a Belle of Leadership</i> printout</p> <p>Bible</p>	Troop Shepherd or Unit Leader
Mtg. 14	15 min.	<p><b>Session 3</b>—Read the devotion and Scripture passages. Girls complete the drawing activity.</p>	<p><i>Becoming a Belle of Leadership</i> printout</p> <p>Paper</p> <p>Colored pencils or markers</p>	Troop Shepherd or Unit Leader
Mtg. 15	15 min.	<p><b>Session 4</b>—Read the devotion and Scripture passages. Look up “encouragement” in the dictionary. Guide girls in answering the questions and discussion time.</p>	<p><i>Becoming a Belle of Leadership</i> printout</p> <p>Dictionary</p>	Troop Shepherd or Unit Leader
Mtg. 16	15 min.	<p><b>Session 5</b>—Read the devotion and Scripture passages. Guide girls in song time together.</p>	<p><i>Becoming a Belle of Leadership</i> printout</p> <p>Bible</p> <p>Song ideas</p> <p>Soundtracks</p>	Troop Shepherd or Unit Leader
Mtg. 17	20 min.	<p><b>Session 6</b>—Guide girls in reviewing the five Bible Belles. Girls complete the bracelet craft.</p>	<p><i>Becoming a Belle of Leadership</i> printout</p> <p>Crafting supplies (consider using bell charms)</p>	Troop Shepherd or Unit Leader
Mtg. 18	15 min.	<p><b>Session 7</b>—Read the devotion and Scripture passages. Girls complete the bell drawing activity.</p>	<p><i>Becoming a Belle of Leadership</i> printout</p> <p>Paper</p> <p>Colored pencils or markers</p>	Troop Shepherd or Unit Leader

# FAITH AWARD PROGRAM

## B.Y. FAITH AWARDS GIRLS IN PRAYER PATCH PROGRAM



**Girls in Prayer Patch Leader's Guide**

**A Great Big "Hello" to American Heritage Girls Leaders!** You want to honor you and thank you for building into the next generation for the glory of God. We are excited that you have chosen to focus on prayer with your ladies and know that you find this patch to be spiritually enriching and even life-changing. As Moms in Prayer, we have found that women who pray together rock together and that friendships are almost always stronger when we pray together and pray for one another. We've built a patch program that is full of creative and engaging activities and each love to hear and see how they've grown.

**A Brief Explanation**  
The core of the Prayer Patch is built around three elements:  
**The Pajamas and Pancakes Prayer Party** is a half party for your Troop prayer focus. With an easy-to-follow teaching script, a supply list, and a fun, no-hassle craft, this will be a great introduction to praying with others and building a habit of regular prayer life.  
**The Four Step Prayer Cards** will be used as a primer during the week to help them remember and apply the action they learned at the pajama party. With an option to stick the cards on the front and groups on the back, these cards will add depth to the girl prayer focus by showing them how to pray. These easily printable prayer cards are so fun, we know girls will want to own them themselves!  
**Prayer Study Booklet:** an easy, age-appropriate bible studies that will help build a biblical understanding of what prayer is and why we should do it. The free printable resource includes guides and open-ended questions that would be worth for discussion.  
Then, you may choose from the following additional activities (see Prayer Patch Requirements for additional details about age appropriate activities and requirements):  
**Jelly Bean Prayer** uses a simple bag of jelly beans to help your Troop have a creative prayer moment. Each color represents a different type of prayer and may be the highlight of your prayer patch.  
**Family Prayer Request Boxes** uses craft boxes, shoe boxes or any container to make a box to allow your girls to begin praying for their families. The printable prayer slips will make taking the request cards to their prayer parents a meaningful activity.  
**Thanking Mrs. T** is a fun and creative project that helps your Troop focus on prayer of thankfulness. It is a gift that every girl will treasure from God. Call in a few ladies to give these "let-out" cards with gratitude overflow from your girls.

**praise**  
"Let everything that has breath praise the LORD.  
Praise the LORD."  
Psalm 150:6



**confess**  
"Anyone who hides their sins doesn't succeed,  
But anyone who confesses their sins  
and gives them up finds mercy."  
Proverbs 28:13 (NIV)



**praise**  
"Let everything that has breath praise the LORD.  
Praise the LORD."  
Psalm 150:6



**confess**  
"Anyone who hides their sins doesn't succeed,  
But anyone who confesses their sins  
and gives them up finds mercy."  
Proverbs 28:13 (NIV)



**thank**  
"Rejoice always, pray continually,  
and thank in all circumstances,  
for this is God's will for you in Christ Jesus."  
1 Thessalonians 5:16-18



**intercede**  
"So I say to you: Ask and it will be given to you;  
seek and you will find;  
knock and the door will be opened to you."  
Luke 11:9-10



**thank**  
"Rejoice always, pray continually,  
and thank in all circumstances,  
for this is God's will for you in Christ Jesus."  
1 Thessalonians 5:16-18



**intercede**  
"So I say to you: Ask and it will be given to you;  
seek and you will find;  
knock and the door will be opened to you."  
Luke 11:9-10



# GIRLS IN PRAYER PATCH PROGRAM

The Girls in Prayer Patch Program, created by Moms in Prayer, introduces girls to many different aspects of prayer. Girls who participate in this study will enjoy hands-on prayer activities, learn Biblical truth about prayer, and grow closer to God and each other through the process of praying together. The Pajamas and Pancakes Prayer Party makes this an ideal patch program to walk through as a Troop overnight event. A girl may earn this B.Y. Faith Award at any and every Program Level.

## AWARD REQUIREMENTS

---

To earn the B.Y. Faith Award and Girls in Prayer Patch:

1. All Program Levels hold a Pajamas and Pancakes (or Popcorn) Prayer Party as a Troop.
2. All Program Levels review the four steps of prayer using age-appropriate prayer guide cards, activities, and journaling.
3. Each Program Level completes the following number of requirements.
  - Tenderhearts—choose two of three available activities
  - Explorers—choose three of seven available activities
  - Pioneers and Patriots—choose five of nine available activities

## TOTAL TIME


The total time required to complete this study depends upon Program Level, girl involvement in discussion, and how long they take to complete the activities. The following are estimates by Program Level:

**Tenderhearts**—3-4 hours

**Explorers**—3-5 hours

**Pioneers/Patriots**—4-6 hours

### Materials Purchase:

 **Girls in Prayer Patch Program**—one per adult (free digital download)

**Insignia Purchase** (order after completion of the Faith Award):

 **Girls in Prayer Tenderheart Patch**—one per girl

 **Girls in Prayer Explorer, Pioneer, and Patriot Patch**—one per girl per Program Level (optional)

 **B.Y. Faith Award Pin**—one per girl per Program Level

 purchase in the **AHGstore**  Purchase from Program Alliance website

## RECOMMENDED IMPLEMENTATION

---

### Faith-Focused Event

The Girls in Prayer Patch Program was designed for implementation in an event setting of your choosing. The format works well in a lock-in or Saturday morning event, with a suggested “Pajamas and Pancakes (or Popcorn) Prayer Party” theme. The entire Patch Program may be completed at one event, or an abbreviated version of the four parts of prayer could be presented, followed by a pancake meal and completion of activities and prayer study booklets later during meetings or at home.

## **ALTERNATIVE IMPLEMENTATIONS**

---

### Every Meeting

This Patch Program may be divided into brief, 15-20 minute increments to present at each meeting. One approach might be starting with the introductory material at the first meeting, then alternating between teaching material and hands-on activities over the next few meetings (e.g., praise intro/activity/journal one week, Patch Program activity the next week, confession intro/activity/journal next, Patch Program activity after that, etc.). Sections of the prayer study booklet could be divided among the remaining meetings.

### Dedicated Meetings

One approach to dedicating meetings to this Patch Program is to take four meetings and focus on one of the four parts of prayer at each. All prayer teaching material, Patch Program activities, and prayer study booklet sections that pertain to that part of prayer could be included in the focused meeting time together.

### Multi-Day Event

A multi-day event could be approached similarly to dedicated meetings, dividing up Patch Program content based on the number of days in the event.

### Independent Study

The Girls in Prayer Patch Program lends well to independent completion at home. AHG recommends that parents find a way to be actively involved, particularly for Tenderhearts and Explorers. The whole family could follow this study as an entire Saturday activity or a small portion over four weekends, enjoying a pancake meal together once finished.

## **HOW TO PREPARE**

---

The following steps will help you effectively prepare to guide girls through this study:

### Program Materials

Your first step will be to download and print the Girls in Prayer Patch Program documents linked under “Materials Purchase” above. This will enable you to preview the study and reference it frequently as you plan. Wait until girls have completed the study (or are close to finishing) before ordering insignia to confirm more accurate quantities

### Event Planning

Walk through all your standard event planning steps as a Troop (e.g., budget, venue, health and safety, etc.). Decide if your event will be evening, morning, or overnight. Choose between a pancakes theme and meal or a popcorn theme, perhaps adding in a movie for an overnight lock-in.

### Schedule

Create a schedule for completion and determine who is responsible for leading each part and what additional supplies are needed (see Sample Schedule).

### Supplies

Conclude your preparations by gathering any remaining supplies listed in your schedule. This is in addition to the materials already purchased at the beginning of your preparations. Each girl will need a blank prayer journal, printed and cut prayer cards, and printed and assembled prayer study booklets. Consider using a whiteboard to demonstrate the drawing activities for the girls.

Faith-Focused Event—Whole Troop

TIME	STUDY CONTENT/ACTIVITY	SUPPLIES	LEADER
15 min.	<p><b>INTRO</b></p> <p><b>Opening</b>—Gather the whole Troop. Share, explain, relate, and pray, following the PJs Pancakes &amp; Prayer guide.</p> <p><b>Distribute Journals</b>—Direct girls to decorate the outside of their prayer journals in a personal way.</p> <p><b>Activity</b>—Divide girls into pairs. Guide them in completing the PJs, Pancakes &amp; Prayer guide Intro Activity.</p>	<p>PJs, Pancakes &amp; Prayer printout</p> <p>Bible</p> <p>Prayer journals</p> <p>Colored pencils</p>	Troop Shepherd
15 min.	<p><b>PRAISE</b></p> <p><b>Introduction</b>—Divide girls into groups by Unit and read about praise.</p> <p>Tenderhearts—Write “Praise” in their prayer journals.</p> <p>Explorers/Pioneers/Patriots—Write “Praise” and the definition in their prayer journals.</p> <p><b>Activity</b>—Give each Unit a set of “attributes of God” cards and guide them in discussion.</p> <p><b>Journal</b>—Guide girls in the prayer journal drawing activity.</p>	<p>PJs, Pancakes &amp; Prayer printout</p> <p>Bible</p> <p>Prayer journals</p> <p>One set of “attributes of God” cards per group</p> <p>Colored pencils</p> <p>Whiteboard</p> <p>Whiteboard markers</p>	Troop Shepherd or Unit Leaders
15 min.	<p><b>CONFESSION</b></p> <p><b>Introduction</b>—Read to girls about confession.</p> <p>Tenderhearts—Write “Confession” in their prayer journals.</p> <p>Explorers/Pioneers/Patriots—Write “Confession” and the definition in their prayer journals.</p> <p><b>Activity</b>—Guide girls in the chocolate sauce activity and discussion.</p> <p><b>Journal</b>—Guide girls in the prayer journal verse and drawing activity.</p>	<p>PJs, Pancakes &amp; Prayer printout</p> <p>Prayer journals</p> <p>Chocolate sauce</p> <p>Hand wipes</p> <p>1 John 1:9 printouts</p> <p>Glue sticks</p> <p>Colored pencils</p> <p>Whiteboard</p> <p>Whiteboard markers</p>	Troop Shepherd or Unit Leaders
15 min.	<p><b>THANKSGIVING</b></p> <p><b>Introduction</b>—Read to girls about thanksgiving.</p> <p>Tenderhearts—Write “Thanksgiving” in their prayer journals.</p> <p>Explorers/Pioneers/Patriots—Write “Thanksgiving” and the definition in their prayer journals.</p> <p><b>Activity</b>—Guide girls in the alphabet activity.</p> <p><b>Journal</b>—Guide girls in the pie drawing activity.</p>	<p>PJs, Pancakes &amp; Prayer printout</p> <p>Bible</p> <p>Prayer journals</p> <p>Colored pencils</p> <p>Whiteboard</p> <p>Whiteboard markers</p>	Troop Shepherd or Unit Leaders





TIME	STUDY CONTENT/ACTIVITY	SUPPLIES	LEADER
15 min.	<p><b>INTERCESSION</b></p> <p><b>Introduction</b>—Read to girls about intercession. Tenderhearts—Write “Intercession” in their prayer journals. Explorers/Pioneers/Patriots—Write “Intercession” and the definition in their prayer journals.</p> <p><b>Activity</b>—Guide girls in the river activity and discussion.</p> <p><b>Journal</b>—Guide girls in the drawing activity.</p>	<p>PJs, Pancakes &amp; Prayer printout</p> <p>Bible</p> <p>Prayer journals</p> <p>Colored pencils</p> <p>Masking tape</p> <p>Whiteboard</p> <p>Whiteboard markers</p>	Troop Shepherd or Unit Leaders
30 min.	<p><b>Pancakes</b>—Enjoy a pancake breakfast (or dinner) together.</p>	Pancake meal supplies	
60 min.	<p><b>ACTIVITY STATIONS</b></p> <p>Girls rotate through the following activity stations (Tenderhearts and Explorers may do more than required if they wish.):</p> <p><b>Family Prayer Request Boxes</b>—all Units</p> <p><b>Thanksgiving Tree Garland</b>—all Units</p> <p><b>Prayer Notes</b>—Explorers/Pioneers/Patriots</p> <p><b>Bookmarks</b>—Pioneers/Patriots</p>	<p>Activity instructions</p> <p>Shoe boxes</p> <p>Markers</p> <p>Stickers</p> <p>Prayer request slips</p> <p>Leaf cutouts</p> <p>Hole punch</p> <p>Yarn</p> <p>Blank cards and envelopes</p> <p>Printed verse cutouts</p> <p>Colored pencils</p> <p>Printed bookmark cutouts</p> <p>Felt or cardboard</p> <p>Scissors</p> <p>Other crafting supplies</p>	Unit Leaders
30 min.	<p><b>REVIEW</b></p> <p>Gather girls by Unit for final review:</p> <p><b>Prayer Study Booklets</b>—Distribute a prayer study booklet to each girl. Take time to walk through as many pages together as time allows.</p> <p><b>Prayer Cards</b>—Distribute a set of prayer cards to each girl. Review prayer card content together.</p>	<p>Printed and assembled prayer study booklets</p> <p>Prayer card cutouts</p>	Unit Leaders
5 min.	<p><b>Closing</b>—Prayer and dismissal</p>		Troop Shepherd

# FAITH AWARD PROGRAM

B.Y. FAITH AWARDS

## HEART OF WOMANHOOD PATCH PROGRAM

---



# HEART OF WOMANHOOD PATCH PROGRAM

Heart of Womanhood is a ministry that produces creative Bible studies to draw moms' and daughters' hearts closer to Jesus and each other. *The Heart of Womanhood PORTRAITS* series is a 31-lesson study through Proverbs 31 applicable for the **Explorer**, **Pioneer**, and **Patriot** Program Levels. The Bible study is divided into six separate booklets called "Frames" and includes activities titled "Projects," many of which involve arts and crafts. Whether you are a mom, grandmother, or Troop leader, the Heart of Womanhood ministry adds dimension and community to your spiritual connection with the younger generation entrusted to your care.

## AWARD REQUIREMENTS

To earn the B.Y. Faith Award and Heart of Womanhood Patch and Arc:

1. Explorers, Pioneers, and Patriots read and discuss the Portrait Bible Study from each lesson in *Frame 1* (six lessons). Also, Patriots read and discuss the Portrait Bible Study from each lesson in *Frame 2* (five lessons). Each Portrait Bible Study takes approximately 20-30 minutes to complete.
2. Complete the following number of Projects. Each Project takes approximately 20-30 minutes to complete.
  - Explorers—complete two Projects from Frame 1
  - Pioneers—complete three Projects from Frame 1
  - Patriots—complete four total Projects from Frames 1 and 2
3. Complete the Personalized Heartwork for each lesson, which guides girls through about five minutes in Scripture each day of the week (six total weeks for Explorers and Pioneers and 11 total weeks for Patriots).

Girls may optionally complete additional studies from the series and earn an arc for each Frame.

- *PORTRAITS Frame 1: Unveiling Noble Character*—Noble Arc
- *PORTRAITS Frame 2: Building with Character*—Powerful Arc
- *PORTRAITS Frame 3: Counting on Character*—Profitable Arc
- *PORTRAITS Frame 4: Clothed with Character*—Respectful Arc
- *PORTRAITS Frame 5: Speaking from Character*—Joyful Arc
- *PORTRAITS Frame 6: Rewarded for Character*—Beautiful Arc

## TOTAL TIME


The total time required to complete this study depends upon Program Level, girl involvement in discussion, and how long they take to complete the activities. The following are estimates by Program Level:

**Explorers**—2-4 hours (group work) plus 4 hours (at-home work) = 6-8 hours total




**Pioneers**—3-4 hours (group work) plus 4 hours (at-home work) = 7-8 hours total

**Patriots**—3-6 hours (group work) plus 6-7 hours (at-home work) = 9-13 hours

### Materials Purchase (30% discount offered to AHG Members using coupon code "AHGPORTRAITS"):

-  **PORTRAITS booklet**—one per girl per *Frame* OR one per Unit (purchased digital download—free Leader Guide with purchase)

### Insignia Purchase (order after completion of the Faith Award):

-  **Heart of Womanhood Patch**—one per girl per Program Level (optional)
-  **Heart of Womanhood Arc**—one per girl per Frame (optional)
-  **B.Y. Faith Award Pin**—one per girl per Program Level

 purchase in the **AHGstore**  Purchase from Program Alliance website

## RECOMMENDED IMPLEMENTATION

---

### Every Meeting

The Heart of Womanhood Patch Program is based upon the Heart of Womanhood PORTRAITS digital book series. Each lesson in this series includes the following components, but only the portions marked (\*) below are required to earn the patch:

1. Prepare Your Heart (25 minutes)—Coloring page and “Identity Words”
2. \*Portrait Bible Study (30 minutes)—Lesson script to read and questions to discuss
3. Praise (5 minutes)—Hymn lyrics to read or sing
4. \*Project (30 minutes)—Hands-on projects (usually crafty) to reinforce the lesson
5. Parent Chat (15 minutes)—Additional reading and discussion to complete with parent or mentor
6. Picture-Perfect Ending (5 minutes)—Prayer circle and verse recitation
7. \*Personalized Heartwork (5 minutes, daily homework)—Brief time in Scripture each day
8. Sir-Prize (30 minutes, weekly homework)—An interactive extension of the lesson to enjoy with fathers

Since each Portrait Bible Study and Project is estimated to take only 20-30 minutes, a Unit could easily divide these requirements between Troop meetings. Explorers would require eight meetings to complete the Patch Program, nine meetings for Pioneers, and 15 meetings for Patriots. Since not all projects are required to earn the patch, Troops may choose their favorites from the available selections. At-home time would be necessary for all girls to complete their Personalized Heartwork.

## ALTERNATIVE IMPLEMENTATIONS

---

### Dedicated Meetings

If a Unit would prefer to dedicate full meetings to completing this study, 2-3 Bible studies or Projects could be completed at each meeting. At this pace, Explorers and Pioneers would need 2-3 dedicated meetings, and Patriots would need 3-5 meetings. At-home time would still be necessary for all girls to complete their Personalized Heartwork.

### Faith-Focused Event

Explorers, Pioneers, and Patriots could complete the Patch Program requirements for the first book in a 3-4 hour, half-day event, leaving room for breaks and a meal. Patriots would need a more extended event or second event day to complete the second book. At-home time would still be necessary for all girls to complete their Personalized Heartwork.

### Multi-Day Event

A multi-day event could be approached similarly to dedicated meetings by completing two Bible studies and one Project per day. Explorers and Pioneers would need three days, and Patriots would need five (or more dedicated time during a shorter number of days). At-home time would still be necessary for all girls to complete their Personalized Heartwork, or girls could complete this during daily quiet time in a week-long camp setting.

### Independent Study

A girl could easily complete the simplified Heart of Womanhood Patch Program requirements at home (parental mentorship is advised to facilitate discussion). However, families or small groups may wish to complete the book series as designed—a long-term Bible study to draw together younger women with mature female mentors by meeting regularly. The lessons are laid out in a weekly gathering format with

seven days of follow-up homework. When following the program as written, an estimated two hours are spent per lesson in Bible study, discussion, and activities, and an additional hour is spent on follow-up work during the week. Independent study would be necessary with this approach since the total time spent would be closer to 18 hours for Frame 1 and an additional 15 hours for Frame 2. If desired, a girl, family, or small group could complete the six-book series in 31 weeks (about one full school year), earning all six rockers to place around the Heart of Womanhood Patch. Homeschool families might consider the entire 31-week program to contribute toward their Bible credit for the school year.

## HOW TO PREPARE

---

The following steps will help you effectively prepare to guide girls through this study:

### Program Materials

Your first step will be to order and print the items listed under “Materials Purchase” above. This will enable you to preview the study and reference it frequently as you plan. Wait until girls have completed the study (or are close to finishing) before ordering insignia to confirm more accurate quantities.

### Leader Guide

Download and thoroughly read the Leader Guide and Lessons. The Leader Guide provides many helpful tips for leading this study with your daughter or a small group.

### Projects

1-2 Projects are included in each lesson. Review these Projects to choose which you will complete with your Troop’s girls.

### Schedule

Create a schedule for completion and determine who is responsible for leading each part and what additional supplies are needed (see Sample Schedules).

### Supplies

Conclude your preparations by gathering any remaining supplies listed in your schedule. This is in addition to the materials already purchased at the beginning of your preparations.

## Every Meeting—Explorers

DAY	TIME	STUDY CONTENT/ ACTIVITY	SUPPLIES	LEADER
Mtg. 1	20 min.	<b>Lesson 1</b> —The Big Picture <b>Portrait Bible Study</b> —Read aloud and discuss with the girls.	<i>PORTRAITS Frame 1: Unveiling Noble Character</i> printout	Troop Shepherd or Unit Leader
Wk. 1	35 min.	<b>Lesson 1</b> —The Big Picture <b>At Home</b> —Personalized Heartwork	<i>PORTRAITS Frame 1</i> printout	Self-led
Mtg. 2	20 min.	<b>Lesson 2</b> —Finding Noble <b>Portrait Bible Study</b> —Read aloud and discuss with the girls.	<i>PORTRAITS Frame 1</i> printout	Troop Shepherd or Unit Leader
Wk. 2	35 min.	<b>Lesson 2</b> —Finding Noble <b>At Home</b> —Personalized Heartwork	<i>PORTRAITS Frame 1</i> printout	Self-led
Mtg. 3	20 min.	<b>Lesson 2</b> —Finding Noble <b>Project 2</b> —Portrait Picture Frame	<i>PORTRAITS Frame 1</i> printout Wooden picture frames with glass Chalkboard paint Sponge brushes Disposable table cover Chalk Hair dryer (to dry the paint quickly)	Troop Shepherd or Unit Leader
Mtg. 4	20 min.	<b>Lesson 3</b> —Worth It <b>Portrait Bible Study</b> —Read aloud and discuss with the girls.	<i>PORTRAITS Frame 1</i> printout	Troop Shepherd or Unit Leader
Wk. 4	35 min.	<b>Lesson 3</b> —Worth It <b>At Home</b> —Personalized Heartwork	<i>PORTRAITS Frame 1</i> printout	Self-led
Mtg. 5	20 min.	<b>Lesson 3</b> —Worth It <b>Project</b> —Personalized Baseball Cap	<i>PORTRAITS Frame 1</i> printout Baseball caps Paint pens	Troop Shepherd or Unit Leader
Mtg. 6	20 min.	<b>Lesson 4</b> —Trusted Treasure <b>Portrait Bible Study</b> —Read aloud and discuss with the girls.	<i>PORTRAITS Frame 1</i> printout	Troop Shepherd or Unit Leader
Wk. 6	35 min.	<b>Lesson 4</b> —Trusted Treasure <b>At Home</b> —Personalized Heartwork	<i>PORTRAITS Frame 1</i> printout	Self-led
Mtg. 7	20 min.	<b>Lesson 5</b> —Good Seeds <b>Portrait Bible Study</b> —Read aloud and discuss with the girls.	<i>PORTRAITS Frame 1</i> printout	Troop Shepherd or Unit Leader

DAY	TIME	STUDY CONTENT/ ACTIVITY	SUPPLIES	LEADER
Wk. 7	35 min.	<b>Lesson 5</b> —Good Seeds <b>At Home</b> —Personalized Heartwork	<i>PORTRAITS Frame 1</i> printout	Self-led
Mtg. 8	20 min.	<b>Lesson 6</b> —Will Work <b>Portrait Bible Study</b> —Read aloud and discuss with the girls.	<i>PORTRAITS Frame 1</i> printout	Troop Shepherd or Unit Leader
Wk. 8	35 min.	<b>Lesson 6</b> —Will Work <b>At Home</b> —Personalized Heartwork	<i>PORTRAITS Frame 1</i> printout	Self-led

## Every Meeting—Pioneers *(in addition to Meetings 1-8 above for Explorers)*

DAY	TIME	STUDY CONTENT/ ACTIVITY	SUPPLIES	LEADER
Mtg. 9	20 min.	<b>Lesson 4</b> —Trusted Treasure <b>Project 2</b> —God Can	<i>PORTRAITS Frame 1</i> printout Large empty soup cans Chalkboard paint Sponge brushes White paint pens Ribbon (optional) Blank paper Scissors	Troop Shepherd or Unit Leader

## Every Meeting—Patriots *(in addition to Meetings 1-9 above for Explorers and Pioneers)*

DAY	TIME	STUDY CONTENT/ ACTIVITY	SUPPLIES	LEADER
Mtg. 10	20 min.	<b>Lesson 7</b> —Seasoned Sister <b>Portrait Bible Study</b> —Read aloud and discuss with the girls.	<i>PORTRAITS Frame 2: Building with Character</i> printout	Troop Shepherd or Unit Leader
Wk. 10	35 min.	<b>Lesson 7</b> —Seasoned Sister <b>At Home</b> —Personalized Heartwork	<i>PORTRAITS Frame 2</i> printout	Self-led
Mtg. 11	20 min.	<b>Lesson 8</b> —Powerful Provision <b>Portrait Bible Study</b> —Read aloud and discuss with the girls.	<i>PORTRAITS Frame 2</i> printout	Troop Shepherd or Unit Leader
Wk. 11	35 min.	<b>Lesson 8</b> —Powerful Provision <b>At Home</b> —Personalized Heartwork	<i>PORTRAITS Frame 2</i> printout	Self-led
Mtg. 12	20 min.	<b>Lesson 9</b> —Servant’s Heart <b>Portrait Bible Study</b> —Read aloud and discuss with the girls.	<i>PORTRAITS Frame 2</i> printout	Troop Shepherd or Unit Leader



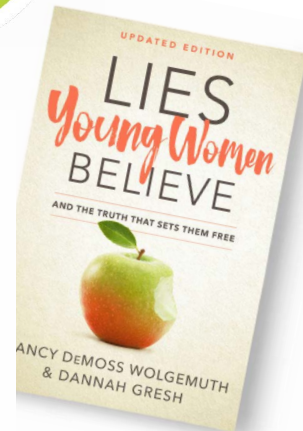


DAY	TIME	STUDY CONTENT/ ACTIVITY	SUPPLIES	LEADER
Wk. 12	35 min.	<b>Lesson 9</b> —Servant’s Heart <b>At Home</b> —Personalized Heartwork	<i>PORTRAITS Frame 2</i> printout	Self-led
Mtg. 13	20 min.	<b>Lesson 10</b> —Growing Up <b>Portrait Bible Study</b> —Read aloud and discuss with the girls.	<i>PORTRAITS Frame 2</i> printout	Troop Shepherd or Unit Leader
Wk. 13	35 min.	<b>Lesson 10</b> —Growing Up <b>At Home</b> —Personalized Heartwork	<i>PORTRAITS Frame 2</i> printout	Self-led
Mtg. 14	20 min.	<b>Lesson 10</b> —Growing Up <b>Project 1</b> —Herb or Flower Garden	<i>PORTRAITS Frame 2</i> printout Creative pots (tea cups, mugs, mason jars, tin cans, rain boots, etc.) Seeds, bulbs, or starter plants Potting soil Trowel Water	Troop Shepherd or Unit Leader
Mtg. 15	20 min.	<b>Lesson 11</b> —Exercising Faith <b>Portrait Bible Study</b> —Read aloud and discuss with the girls.	<i>PORTRAITS Frame 2</i> printout	Troop Shepherd or Unit Leader
Wk. 15	35 min.	<b>Lesson 11</b> —Exercising Faith <b>At Home</b> —Personalized Heartwork	<i>PORTRAITS Frame 2</i> printout	Self-led

# FAITH AWARD PROGRAM

B.Y. FAITH AWARDS

## I CHOOSE TRUTH PATCH PROGRAM

---



# I CHOOSE TRUTH PATCH PROGRAM

Today's girls face a number of challenges adults never dealt with at their age. From skyrocketing anxiety rates to bullying on social media, the Enemy's lies are everywhere. The I Choose Truth Patch Program is based on the books *Lies Girls Believe* and *Lies Young Women Believe* by Dannah Gresh of True Girl Ministry (coauthored with Nancy Demoss Wolgemuth). These books engage a girl in important Biblical truths so she can live the way God meant for her to live—free! With differing topics for younger and older girls, these books expose the lies most commonly believed by girls today—such as lies about God, friendship, the future, boys, and more—and counter them with God's truth. This study is available to all Program Levels.

## AWARD REQUIREMENTS

To earn the B.Y. Faith Award and I Choose Truth Patch:

1. Tenderhearts and Explorers read *Lies Girls Believe & the Truth That Sets Them Free* (14 chapters, 167 pages) and respond to questions, either by writing in their book or through group discussion.
2. Pioneers and Patriots read *Lies Young Women Believe & the Truth That Sets Them Free* (15 chapters, 206 pages) and respond to questions, either by writing in their study guide or through group discussion.
3. All Program Levels complete one final craft to take with them as a reminder of all they have learned through this study, so girls may continue to apply these Biblical truths to their daily lives.




## TOTAL TIME

The total time required to complete this study depends upon Program Level, girl involvement in discussion, and how long they take to complete reading. The following is an estimated total time for completion of this study:




**Tenderhearts/Explorers**—4-6 hours

**Pioneers/Patriots**—5-9 hours

### Materials Purchase (30% discount offered to AHG Members using coupon code "AHGPORTRAITS"):

-  **I Choose Truth Patch Program**—one per adult (free digital download)
-  **I Choose Truth Patch Program Permission Slip**—one per girl (free digital download)
-  **Lies Girls Believe & the Truth That Sets Then Free**—one per Tenderheart or Explorer girl OR one per Unit
-  **A Mom's Guide to Lies Girls Believe & Truth That Sets Them Free**—one per adult (optional)
-  **Lies Girls Believe On-Demand Video Study**—one per Unit (optional)
-  **Lies Young Women Believe & the Truth That Sets Them Free**—one per Pioneer or Patriot OR one per Unit
-  **Lies Young Women Believe & the Truth That Sets Them Free Study Guide**—one per Pioneer or Patriot OR one per Unit (optional)

### Insignia Purchase (order after completion of the Faith Award):

-  **I Choose Truth Patch**—one per girl per Program Level (Tenderhearts and Explorers optional)
-  **I Choose Truth Patch**—one per girl per Program Level (Pioneers and Patriots optional)
-  **B.Y. Faith Award Pin**—one per girl per Program Level

 purchase in the **AHGstore**  Purchase from Program Alliance website

## RECOMMENDED IMPLEMENTATION

---

### Every Meeting

There are many ways to approach this Bible study, but AHG recommends presenting a minimal number of truths to girls at each meeting, giving them time to discuss the topic(s) together as a group and then time after the meeting to process internally and discuss with parents at home. The Sample Schedules shown below break down these truths between 18 weeks. If your Troop meets more frequently than every other week, you may wish to divide the schedule even further, so girls are presented with smaller truth nuggets to digest and process each time. There are a few differences for each Program Level to keep in mind:

**Tenderhearts/Explorers**—*Lies Girls Believe* includes questions and places for Tenderhearts and Explorers to write in answers workbook style. You will need to decide whether to purchase a book for each girl to write in or just one book for the Unit, which may be adapted by answering questions orally in group discussion, using a whiteboard for visuals (particularly helpful with early-reader Tenderhearts). In either case, plan for the Unit Leader to read aloud from the book each week. Troops may also purchase the on-demand video series to accompany their reading time. Younger girls will enjoy seeing all of the various animals author Dannah Gresh introduces to them on the screen. Consider the attention span of the girls in each Unit when deciding whether to add this optional supplemental material to your study time. It is also recommended, although not required, that Unit Leaders purchase *A Mom's Guide to Lies Girls Believe & the Truth That Sets Them Free*. This complement to *Lies Girls Believe...* provides research, cultural trends, and case studies about the problems tween girls face as well as encouragement and Biblical insight to support adults as they lead girls through this study.

**Pioneers/Patriots**—*Lies Young Women Believe* does not have a video series, but it does have an accompanying study guide. This study guide provides workbook-style questions and answer space, prompts for when to read the main book, and homework to digest the content. Consider the interests of the girls in each Unit when deciding whether to add this optional supplemental material to your study time. To save on meeting time, you may wish to have the girls read a chapter at home each week and conduct follow-up discussion time during meetings. The trade-off here is the need to buy a book for each girl. If you are conducting all your study work at Troop meetings, you may wish to purchase one study guide per girl to follow along as the Unit Leader reads from one copy of the main book. Know your girls and choose the best method for their needs, interests, and attention spans.

## ALTERNATIVE IMPLEMENTATIONS

---

### Dedicated Meetings

Since the bulk of this patch program involves reading, it may be challenging for girls to sit through listening to multiple chapters in one sitting. However, if the books are read at home, you may choose to have just two or three dedicated meetings to cover the discussion of the reading material and the additional activity at the end.

### Faith-Focused Event

As with dedicated meetings, it would be challenging for girls to sit through listening to an entire book at a one-day event. This option may be wiser for older girls who have already read the material at home.

## Multi-Day Event

A multi-day event could be approached similarly to dedicated meetings, dividing up chapters and activities between the number of days in the event. For a camp setting, independent book reading might be ideal for girls to spend quiet time during the day, returning to the group setting for discussion. Patriots could complete their whole book in five days with a chapter each morning, afternoon, and evening.

## Independent Study

The I Choose Truth Patch Program lends itself well to independent study at home. Due to the topics raised, AHG recommends that girls work through the program with a parent to discuss what they have read and learned.

## HOW TO PREPARE

---

The following steps will help you effectively prepare to guide girls through this study:

### Program Materials

Your first step will be to order, download, and print the items listed under “Materials Purchase” above. This will enable you to preview the study and reference it frequently as you plan. Wait until girls have completed the study (or are close to finishing) before ordering insignia to confirm more accurate quantities.

### Permission Slip

The *Lies...* book series raises serious, real-world topics that are best addressed with parental input in a girl’s personal identity, life choices, and developing Biblical Worldview. Print and distribute (or send by email) the I Choose Truth Patch Program Permission Slip to all Troop parents, which will provide them with an awareness of the subject matter being covered and prepare them for important conversations with their daughters. Consider distributing the permission slip early enough in your planning so that, if enough parents prefer to address these topics at home in the family setting, you can make plans for an alternative group Faith Award study instead of excluding just one or a few girls from Unit activities.

### Schedule

Create a schedule for completion and determine who is responsible for leading each part and what additional supplies are needed (see Sample Schedules).

### Supplies

Conclude your preparations by gathering any remaining supplies listed in your schedule. This is in addition to the materials already purchased at the beginning of your preparations. For Tenderhearts and Explorers, if you plan to stream the videos, confirm that you have working internet access in your meeting space.

## Every Meeting—Tenderhearts/Explorers

DAY	TIME	STUDY CONTENT/ACTIVITY	SUPPLIES	LEADER
Mtg. 1	10-25 min.	<b>Video Episode 1</b> —Have Your Feelings Ever Confused You? (optional) <b>Introduction</b> —Have Your Feelings Ever Confused You?	<i>Lies Girls Believe On-Demand Video Study</i> <i>Lies Girls Believe &amp; the Truth That Sets Them Free</i> Colored pencils or pens	Troop Shepherd or Unit Leader
Mtg. 2	15-30 min.	<b>Chapter 1</b> —A Snake Told the First Lie <b>Chapter 2</b> —A Woman Wanted Some Fruit	<i>Lies Girls Believe &amp; the Truth That Sets Them Free</i> Colored pencils or pens	Troop Shepherd or Unit Leader
Mtg. 3	10-25 min.	<b>Chapter 3</b> —Jesus Is Truth <b>Video Episode 2</b> —Lies About God and Me (optional)	<i>Lies Girls Believe...</i> Colored pencils or pens <i>Lies Girls Believe On-Demand Video Study</i>	Troop Shepherd or Unit Leader
Mtg. 4	10-20 min.	<b>Chapter 1</b> —Lies About God <b>Truth #1</b> —God loves you all the time, no matter what. <b>Truth #2</b> —God is all you need!	<i>Lies Girls Believe...</i> Colored pencils or pens	Troop Shepherd or Unit Leader
Mtg. 5	10-20 min.	<b>Chapter 4</b> —Lies About God <b>Truth #3</b> —You are a Christian if you believe in Jesus and receive Him as your Savior. <b>Chapter 5</b> —Lies About Myself <b>Truth #4</b> —God chose you!	<i>Lies Girls Believe...</i> Colored pencils or pens	Troop Shepherd or Unit Leader
Mtg. 6	10-20 min.	<b>Chapter 5</b> —Lies About God <b>Truth #5</b> —The beauty that matters most to God is on the inside of me. <b>Truth #6</b> —You're ready for more responsibility.	<i>Lies Girls Believe...</i> Colored pencils or pens	Troop Shepherd or Unit Leader
Mtg. 7	15 min.	<b>Video Episode 3</b> —God Loves You All the Time No Matter What! (optional)	<i>Lies Girls Believe On-Demand Video Study</i>	Troop Shepherd or Unit Leader
Mtg. 8	10-20 min.	<b>Chapter 6</b> —Lies About Family <b>Truth #7</b> —Your family is different, and that is good. <b>Truth #8</b> —You can be happy even in a broken family.	<i>Lies Girls Believe...</i> Colored pencils or pens	Troop Shepherd or Unit Leader
Mtg. 9	10-20 min.	<b>Chapter 6</b> —Lies About Family <b>Truth #9</b> —God gives you joy when you honor your parents. <b>Chapter 7</b> —Lies About Sin <b>Truth #10</b> —Sin separates you from God.	<i>Lies Girls Believe...</i> Colored pencils or pens	Troop Shepherd or Unit Leader

# I CHOOSE TRUTH PATCH PROGRAM SAMPLE SCHEDULES

(continued)

DAY	TIME	STUDY CONTENT/ACTIVITY	SUPPLIES	LEADER
Mtg. 10	10-20 min.	<b>Chapter 7</b> —Lies About Sin <b>Truth #11</b> —Hiding sin sets you up for failure. <b>Truth #12</b> —Everything we see or hear should be true, noble, right, pure, lovely, worthy of respect, excellent, and praiseworthy.	<i>Lies Girls Believe...</i> Colored pencils or pens	Troop Shepherd or Unit Leader
Mtg. 11	10 min.	<b>Video Episode 4</b> —It's Great to Be a Girl! (optional)	<i>Lies Girls Believe On-Demand Video Study</i>	Troop Shepherd or Unit Leader
Mtg. 12	10-20 min.	<b>Chapter 8</b> —Lies About Being a Girl <b>Truth #13</b> —God created two different genders: male and female. <b>Truth #14</b> —Your ability to create life is something to celebrate.	<i>Lies Girls Believe...</i> Colored pencils or pens	Troop Shepherd or Unit Leader
Mtg. 13	10-20 min.	<b>Chapter 9</b> —Lies About Boys <b>Truth #15</b> —You can say “no” to boy craziness. <b>Truth #16</b> —You will never outgrow the need for wise advice.	<i>Lies Girls Believe...</i> Colored pencils or pens	Troop Shepherd or Unit Leader
Mtg. 14	10 min.	<b>Video Episode 5</b> —Jesus Had Friendship Problems, Too! (optional)	<i>Lies Girls Believe On-Demand Video Study</i>	Troop Shepherd or Unit Leader
Mtg. 15	10-20 min.	<b>Chapter 10</b> —Lies About Friendship <b>Truth #17</b> —We all need faithful friends, and the best way to find one is to become one. <b>Truth #18</b> —Every word you speak and every thought you think about someone should please God.	<i>Lies Girls Believe...</i> Colored pencils or pens	Troop Shepherd or Unit Leader
Mtg. 16	10-20 min.	<b>Chapter 11</b> —Lies About the Future <b>Truth #19</b> —Being a wife and mom is a good and important job. <b>Truth #20</b> —You are becoming what you will be.	<i>Lies Girls Believe...</i> Colored pencils or pens	Troop Shepherd or Unit Leader
Mtg. 17	15-30 min.	<b>Chapter 12</b> —Your Thoughts Are the Boss of Your Feelings <b>Chapter 13</b> —Jesus Wants to Be the Boss of Your Thoughts	<i>Lies Girls Believe...</i> Colored pencils or pens	Troop Shepherd or Unit Leader
Mtg. 18	20-30 min.	<b>Video Episode 6</b> —You Have a Big Decision to Make! (optional) <b>Chapter 14</b> —Wear the Belt of Truth <b>20 Key Truths</b>	<i>Lies Girls Believe On-Demand Video Study</i> <i>Lies Girls Believe...</i> Colored pencils or pens Belt of Truth craft supplies	Troop Shepherd or Unit Leader



## Every Meeting—Pioneers/Patriots

DAY	TIME	STUDY CONTENT/ACTIVITY	SUPPLIES	LEADER
Mtg. 1	10-20 min.	<b>Study Guide (SG)</b> —Getting Started (optional) <b>SG Week 1</b> —The Landscape of Lies (optional) <b>Day 1</b> —Blazing Lies <b>Introduction</b> —Blazing Lies	<i>Lies Young Women Believe &amp; the Truth That Sets Them Free</i> <i>Lies Young Women Believe &amp; the Truth That Sets Them Free Study Guide</i> Pen or pencil	Troop Shepherd or Unit Leader
Mtg. 2	10-20 min.	<b>SG Week 1</b> —The Landscape of Lies (optional) <b>Day 2</b> —The Origin of Lies <b>Chapter 1</b> —The Deceiver	<i>Lies Young Women Believe...</i> <i>Lies Young Women Believe... Study Guide</i> Pen or pencil	Troop Shepherd or Unit Leader
Mtg. 3	10-20 min.	<b>SG Week 1</b> —The Landscape of Lies (optional) <b>Day 3</b> —The Power of Lies <b>Chapter 2</b> —The Deceived	<i>Lies Young Women Believe...</i> <i>Lies Young Women Believe... Study Guide</i> Pen or pencil	Troop Shepherd or Unit Leader
Mtg. 4	10-20 min.	<b>SG Week 1</b> —The Landscape of Lies (optional) <b>Day 4</b> —The Power of Truth <b>Chapter 3</b> —The Truth	<i>Lies Young Women Believe...</i> <i>Lies Young Women Believe... Study Guide</i> Pen or pencil	Troop Shepherd or Unit Leader
Mtg. 5	15-30 min.	<b>SG Week 2</b> —Lies About God (optional) <b>Day 1</b> —"God is not enough." <b>Day 2</b> —"God is not really involved in my life." <b>Chapter 4</b> —Lies about God (first two lies)	<i>Lies Young Women Believe...</i> <i>Lies Young Women Believe... Study Guide</i> Pen or pencil	Troop Shepherd or Unit Leader
Mtg. 6	15-30 min.	<b>SG Week 2</b> —Lies About God (optional) <b>Day 3</b> —"God should fix my problems." <b>Day 4</b> —"God is just like my father." <b>Chapter 4</b> —Lies About God (last two lies)	<i>Lies Young Women Believe...</i> <i>Lies Young Women Believe... Study Guide</i> Pen or pencil	Troop Shepherd or Unit Leader
Mtg. 7	15-30 min.	<b>SG Week 3</b> —Lies About Satan and Lies About Myself (optional) <b>Day 1</b> —"Everything bad that happens is spiritual warfare." <b>Day 2</b> —"I've never been exposed to satanic activities." <b>Chapter 5</b> —Lies About Satan	<i>Lies Young Women Believe...</i> <i>Lies Young Women Believe... Study Guide</i> Pen or pencil	Troop Shepherd or Unit Leader



DAY	TIME	STUDY CONTENT/ACTIVITY	SUPPLIES	LEADER
Mtg. 8	15-30 min.	<p><b>SG Week 3</b>—Lies About Satan and Lies About Myself (optional)</p> <p><b>Day 3</b>—“Beautiful girls are worth more.”</p> <p><b>Day 4</b>—“I have to perform to be loved and accepted.”</p> <p><b>Chapter 6</b>—Lies About Myself</p>	<p><i>Lies Young Women Believe...</i></p> <p><i>Lies Young Women Believe... Study Guide</i></p> <p>Pen or pencil</p>	Troop Shepherd or Unit Leader
Mtg. 9	15-30 min.	<p><b>SG Week 4</b>—Lies About Sexuality (optional)</p> <p><b>Day 1</b>—“It’s OK to date whoever I feel like dating.”</p> <p><b>Day 2</b>—“I need a boyfriend.”</p> <p><b>Chapter 7</b>—Lies About Sexuality (first two lies)</p>	<p><i>Lies Young Women Believe...</i></p> <p><i>Lies Young Women Believe... Study Guide</i></p> <p>Pen or pencil</p>	Troop Shepherd or Unit Leader
Mtg. 10	15-30 min.	<p><b>SG Week 4</b>—Lies About Sexuality (optional)</p> <p><b>Day 3</b>—“It’s not really sex.”</p> <p><b>Day 4</b>—“I can’t handle the loneliness of staying pure.”</p> <p><b>Chapter 7</b>—Lies About Sexuality (last two lies)</p>	<p><i>Lies Young Women Believe...</i></p> <p><i>Lies Young Women Believe... Study Guide</i></p> <p>Pen or pencil</p>	Troop Shepherd or Unit Leader
Mtg. 11	20-40 min.	<p><b>SG Week 5</b>—Lies About Relationships (optional)</p> <p><b>Day 1</b>—Finding Balance</p> <p><b>Day 2</b>—“It’s OK to be one person at home and a different person with others... especially online.”</p> <p><b>Day 3</b>—“If I just had friends, I wouldn’t be so lonely.”</p> <p><b>Day 4</b>—“I’m my own authority.”</p> <p><b>Chapter 8</b>—Lies About Relationships</p>	<p><i>Lies Young Women Believe...</i></p> <p><i>Lies Young Women Believe... Study Guide</i></p> <p>Pen or pencil</p>	Troop Shepherd or Unit Leader
Mtg. 12	20-40 min.	<p><b>SG Week 6</b>—Lies About My Faith (optional)</p> <p><b>Day 1</b>—A Look at the Church</p> <p><b>Day 2</b>—“My youth pastor is my connection to God.”</p> <p><b>Day 3</b>—“Everyone at church is judging me.”</p> <p><b>Day 4</b>—“Of course, I’m a Christian, I...”</p> <p><b>Chapter 9</b>—Lies About My Faith</p>	<p><i>Lies Young Women Believe...</i></p> <p><i>Lies Young Women Believe... Study Guide</i></p> <p>Pen or pencil</p>	Troop Shepherd or Unit Leader
Mtg. 13	20-40 min.	<p><b>SG Week 7</b>—Lies About Sin (optional)</p> <p><b>Day 1</b>—Understanding Sin</p> <p><b>Day 2</b>—“I can’t overcome my sin.”</p> <p><b>Day 3</b>—“In certain situations it’s OK to break the law or rules if I’m not hurting myself or others.”</p> <p><b>Day 4</b>—“I can’t control myself when I’m stressed or PMS-ing.”</p> <p><b>Chapter 10</b>—Lies About Sin</p>	<p><i>Lies Young Women Believe...</i></p> <p><i>Lies Young Women Believe... Study Guide</i></p> <p>Pen or pencil</p>	Troop Shepherd or Unit Leader

DAY	TIME	STUDY CONTENT/ACTIVITY	SUPPLIES	LEADER
Mtg. 14	15-30 min.	<p><b>SG Week 8</b>—Lies About Media and Lies About the Future (optional)</p> <p><b>Day 1</b>—“The benefits of constant media use outweigh the harm.”</p> <p><b>Day 2</b>—“It’s not a waste of time... even if it is, it’s OK.”</p> <p><b>Chapter 11</b>—Lies About Media</p>	<p><i>Lies Young Women Believe...</i></p> <p><i>Lies Young Women Believe... Study Guide</i></p> <p>Pen or pencil</p>	Troop Shepherd or Unit Leader
Mtg. 15	15-30 min.	<p><b>SG Week 8</b>—Lies About Media and Lies About the Future (optional)</p> <p><b>Day 3</b>—“Having a career outside the home is more valuable and fulfilling than being ‘just’ a wife and mom.”</p> <p><b>Day 4</b>—“What I do now doesn’t affect the future.”</p> <p><b>Chapter 12</b>—Lies About the Future</p>	<p><i>Lies Young Women Believe...</i></p> <p><i>Lies Young Women Believe... Study Guide</i></p> <p>Pen or pencil</p>	Troop Shepherd or Unit Leader
Mtg. 16	15-30 min.	<p><b>SG Week 9</b>—A Collision with Truth (optional)</p> <p><b>Day 1</b>—Fighting the Lies</p> <p><b>Day 2</b>—Replacing the Lies with Truth</p> <p><b>Chapter 13</b>—How to Stop Fueling the Lies</p> <p><b>Chapter 14</b>—How to Find Freedom from the Lies</p>	<p><i>Lies Young Women Believe...</i></p> <p><i>Lies Young Women Believe... Study Guide</i></p> <p>Pen or pencil</p>	Troop Shepherd or Unit Leader
Mtg. 17	15-30 min.	<p><b>SG Week 9</b>—A Collision with Truth (optional)</p> <p><b>Day 3</b>—Powerful Truths to Counter Everyday Lies</p> <p><b>Day 4</b>—Becoming a Truth Speaker</p> <p><b>Chapter 15</b>—The Truth that Sets Us Free</p>	<p><i>Lies Young Women Believe...</i></p> <p><i>Lies Young Women Believe... Study Guide</i></p> <p>Pen or pencil</p>	Troop Shepherd or Unit Leader
Mtg. 18	20-30 min.	<p><b>SG</b>—(choose one)</p> <p><b>Week 2/Day 4 ACT</b>—Roving Reporter</p> <p><b>Week 3/Day 4 ACT</b>—Trip-up Removal</p> <p><b>Week 4/Day 4 ACT</b>—Prayer Box</p> <p><b>Week 5/Day 4 ACT</b>—Letters</p> <p><b>Week 6/Day 4 ACT</b>—Pastor Interview</p> <p><b>Week 7/Day 4 ACT</b>—Survival Kit</p> <p><b>Week 8/Day 4 ACT</b>—Dinner Date</p> <p><b>Week 9/Day 4 ACT</b>—Truth Bracelet</p>	<p><i>Supplies for your chosen craft</i></p>	Troop Shepherd or Unit Leader

# FAITH AWARD PROGRAM

B.Y. FAITH AWARDS

## OPERATION CHRISTMAS CHILD: THE GREATEST JOURNEY



# OPERATION CHRISTMAS CHILD: THE GREATEST JOURNEY

This study offers **Tenderhearts** and **Explorers** the opportunity to learn about the greatest journey of all—The Gospel. *The Greatest Journey* is a 12-lesson discipleship course designed for Operation Christmas Child shoebox recipients. Children who participate in the activities learn how to know Jesus, follow Him every day, and tell others this Good News. The *Student Workbook* is colorful and rich in both pictures and Scriptural content.

## AWARD REQUIREMENTS

To earn the B.Y. Faith Award, girls must read and complete *The Greatest Journey Student Workbook* (96 pages). Each of the 12 lessons takes approximately 15-30 minutes to complete, depending upon the time required for discussion and written work. While there is not a patch specific to *The Greatest Journey*, Troops may choose to optionally purchase the Operation Christmas Child Patch to award girls for completing this study.




## TOTAL TIME

The total time required to complete this study depends upon girl involvement in discussion and how long they take to complete the activities. The following is an estimated total time for completion of this study:



**Tenderhearts**—4-7 hours

**Explorers**—4-7 hours

### Materials Purchase:

-  **The Greatest Journey-American Heritage Girls Guide**—one per adult (free digital download)
-  **The Greatest Journey-U.S. Child Pack**—one per girl  
(includes Student Workbook, New Testament, The Greatest Gift booklet, and graduation certificate)
-  **The Greatest Journey-U.S. Leader Guide**—one per adult  
(includes Teacher Guide and online leader training video access)

### Insignia Purchase (order after completion of the Faith Award):

-  **Operation Christmas Child Patch**—one per girl
-  **B.Y. Faith Award Pin**—one per girl per Program Level

 purchase in the [AHGstore](#)  Purchase from Program Alliance website  printable on [AHGresource](#)

## RECOMMENDED IMPLEMENTATION

### Every Meeting

*The Greatest Journey* is conveniently divided into chapters that can be distributed across multiple meeting dates. Each chapter contains a game, memory verse, read-aloud material, pictures, discussion questions, drawing activities, and a prayer. Since there are only 12 chapters, Troops who meet every week (versus every other week) could divide each chapter's contents between two meetings to take up less time during each meeting. Keep the workbooks at your meeting location (rather than sending them home with the girls) until the study is complete. Pull out the memory verse cards from the front of each workbook and give girls the corresponding memory verse card each week to take home. Girls may answer questions verbally in a group setting or draw picture representations—do not push early readers to write their answers if they are uncomfortable. The attendance chart is not required.

## ALTERNATIVE IMPLEMENTATIONS

---

### Dedicated Meetings

3-4 dedicated meetings would be needed to complete this study if a Troop chooses to conduct it in this format. Consider whether your Troop's girls would retain what they learned when hearing so much content in just one sitting.

### Faith-Focused Event

Conducting this study as a one-day event is doable but not recommended for this age group. You may wish, however, to conduct the Welcome Lesson at an event early in the Program Year to introduce girls to what is to come.

### Multi-Day Event

A multi-day event could be approached similarly to dedicated meetings. Divide up the chapters to correspond with the number of available days. To give girls time to digest and reflect upon the material discussed, consider dividing study time into multiple daily gatherings. For instance, if the event is four days long, you might complete one chapter each morning, one chapter each afternoon, and one chapter each evening, leaving room for meals and other activities.

### Independent Study

*The Greatest Journey* is an excellent study for families to follow together at home. Parents should follow the Leader Guide in the same manner as a Unit Leader would during meetings.

## HOW TO PREPARE

---

The following steps will help you effectively prepare to guide girls through this study:

### Program Materials

Your first step will be to order the items listed under "Materials Purchase" above. This will enable you to preview the study and reference it frequently as you plan. Wait until girls have completed the study (or are close to finishing) before ordering insignia to confirm more accurate quantities.

### Schedule

Create a schedule for completion and determine who is responsible for leading each part and what additional supplies are needed (see Sample Schedule).

### Supplies

Conclude your preparations by gathering any remaining supplies listed in your schedule. This is in addition to the materials already purchased at the beginning of your preparations.

Every Meeting—Tenderhearts and Explorers

DAY	TIME	STUDY CONTENT/ ACTIVITY	SUPPLIES	LEADER
Mtg. 1	30 min.	<b>Welcome Lesson</b>	<i>The Greatest Journey Leader Guide</i> <i>The Greatest Journey</i> workbooks Paper Writing utensils Get to Know Me box	Troop Shepherd or Unit Leader
Mtg. 2	30 min.	<b>Lesson 1</b> —The Great Creator	<i>The Greatest Journey Leader Guide</i> <i>The Greatest Journey</i> workbooks Writing utensils	Troop Shepherd or Unit Leader
Mtg. 3	30 min.	<b>Lesson 2</b> —The Greatest Problem	<i>The Greatest Journey Leader Guide</i> <i>The Greatest Journey</i> workbooks Writing utensils Paper	Troop Shepherd or Unit Leader
Mtg. 4	30 min.	<b>Lesson 3</b> —The Great Savior	<i>The Greatest Journey Leader Guide</i> <i>The Greatest Journey</i> workbooks Writing utensils Blindfold Keys or a bell Colored pencils	Troop Shepherd or Unit Leader
Mtg. 5	30 min.	<b>Lesson 4</b> —Children are Important to Jesus	<i>The Greatest Journey Leader Guide</i> <i>The Greatest Journey</i> workbooks Writing utensils	Troop Shepherd or Unit Leader
Mtg. 6	30 min.	<b>Lesson 5</b> —God’s People Honor God	<i>The Greatest Journey Leader Guide</i> <i>The Greatest Journey</i> workbooks Writing utensils	Troop Shepherd or Unit Leader
Mtg. 7	30 min.	<b>Lesson 6</b> —The Greatest Friend	<i>The Greatest Journey Leader Guide</i> <i>The Greatest Journey</i> workbooks Writing utensils	Troop Shepherd or Unit Leader
Mtg. 8	30 min.	<b>Lesson 7</b> —Help Others	<i>The Greatest Journey Leader Guide</i> <i>The Greatest Journey</i> workbooks Writing utensils Object to carry	Troop Shepherd or Unit Leader



# OPERATION CHRISTMAS CHILD: THE GREATEST JOURNEY SAMPLE SCHEDULES

(continued)

DAY	TIME	STUDY CONTENT/ ACTIVITY	SUPPLIES	LEADER
Mtg. 9	30 min.	<b>Lesson 8</b> —Stay Close to Jesus	<i>The Greatest Journey Leader Guide</i> <i>The Greatest Journey</i> workbooks Writing utensils Obstacles	Troop Shepherd or Unit Leader
Mtg. 10	30 min.	<b>Lesson 9</b> —Trust God	<i>The Greatest Journey Leader Guide</i> <i>The Greatest Journey</i> workbooks Writing utensils Measuring tape Backpack weighing 33 pounds Small bag with five pebbles Colored pencils	Troop Shepherd or Unit Leader
Mtg. 11	30 min.	<b>Lesson 10</b> —Hope in Heaven	<i>The Greatest Journey Leader Guide</i> <i>The Greatest Journey</i> workbooks Writing utensils	Troop Shepherd or Unit Leader
Mtg. 12	30 min.	<b>Lesson 11</b> —Love Others	<i>The Greatest Journey Leader Guide</i> <i>The Greatest Journey</i> workbooks Writing utensils Ball Colored pencils	Troop Shepherd or Unit Leader
Mtg. 13	30 min.	<b>Lesson 12</b> —Tell Others	<i>The Greatest Journey Leader Guide</i> <i>The Greatest Journey</i> workbooks Writing utensils	Troop Shepherd or Unit Leader



AMERICAN HERITAGE GIRLS®  
FAITH | SERVICE | FUN

# FAITH AWARD PROGRAM

## B.Y. FAITH AWARDS P.R.A.Y.



PROGRAMS OF RELIGIOUS ACTIVITIES WITH YOUTH (P.R.A.Y.), 11123 S. TOWNE SQUARE, STE. B, ST. LOUIS, MO 63123  
PHONE: 1-800-933-9339 OR 800-933-PRAY (7724) FAX: 314-945-0038 E-MAIL: INFO@PHGFORGIRLS.COM WEB: WWW.PHGFORGIRLS.COM

**God and Me (grades 1-3)**  
Children will be able to...  
1. NAME the God who created the world.  
2. NAME the Bible as God's Word.  
3. NAME the Holy Spirit.  
4. NAME the Church.  
5. NAME the Sacraments of Baptism and Communion.

**God and Church (grades 4-6)**  
The God and Church program will be a journey to start Jesus worship in God, and witness and experience the Church. Participants will create a vision or a photo album to share their faith journey with others.

**God and Family (grades 6-8)**  
The God and Family program will help children understand the importance of family and God's role in a healthy family. Children will compare families and "find" ways they make a place and "find" how families can grow together in God's love.

**God and Life (grades 9-12)**  
The God and Life study is based on the life of the Apostle Paul as recorded in Acts 9:1-30.

**Four-Star Recognition**  
A special recognition is available for young people who complete the four core programs in the P.R.A.Y. series. Each year students cannot go backwards to earn previous awards!

### FREQUENTLY ASKED QUESTIONS

**Who may earn a P.R.A.Y. award?** Girls and boys in grades 1-12.

**Do I have to belong to a church to earn a P.R.A.Y. award?** No, you do not have to belong to a church to earn a P.R.A.Y. award. However, the program is a positive answer to all youth and parents.

**Do I have to belong to a church to earn a P.R.A.Y. award?** No, you do not have to belong to a church to earn a P.R.A.Y. award. However, the program is a positive answer to all youth and parents.

**Which denominations use the P.R.A.Y. program?** Protestant and independent churches. The program also can be used by the Roman Catholic, Methodist Episcopal, United Methodist, Presbyterian, Evangelical, Baptist, Christian, and other churches. Contact your local church for more information.

**How may we use the award?** The award is presented by the parent or sponsor. The award may be presented at a church service, Sunday School, or other special religious occasion.

**How long does it take to complete the program?** It depends. The average program may take 10-12 weeks to complete. The older program may take 16-18 weeks to complete.

**How do I order the booklets?** Booklets may be ordered from the American Heritage Girls Store at [www.ahgstore.com](http://www.ahgstore.com) or by calling 1-800-933-9339.

**What is the difference between the award and the award booklet?** The award is the certificate that is presented to the girl. The award booklet is the workbook that contains the program materials.

**How do I order the award?** The award may be ordered from the American Heritage Girls Store at [www.ahgstore.com](http://www.ahgstore.com) or by calling 1-800-933-9339.

**How is the award presented?** The award is presented by the parent or sponsor at a church service, Sunday School, or other special religious occasion.

**How are adult awards obtained?** Adult awards are presented to the adult sponsor of the program. The award may be presented at a church service, Sunday School, or other special religious occasion.

**Starting the Program is Easy!**  
-Order the appropriate program booklets based on your grade.  
-Meet with the parent or sponsor to discuss the program and how to get started.  
-Complete the requirements and the presentation of your award.

**How can you work for the pastor for that award?**  
-Order the appropriate form by contacting the American Heritage Girls Store at [www.ahgstore.com](http://www.ahgstore.com) or by calling 1-800-933-9339.

**How can you work for the pastor for that award?**  
-Order the appropriate form by contacting the American Heritage Girls Store at [www.ahgstore.com](http://www.ahgstore.com) or by calling 1-800-933-9339.

RECOGNITIONS FOR ADULTS  
[www.prays.org/adult-nominations](http://www.prays.org/adult-nominations)

**Adult Mentor Program**  
The Adult Mentor Program is an optional program for adults who are interested in mentoring young people. The program is available for adults who are 18 years of age or older and are members of a church. The program is available for adults who are interested in mentoring young people who are 12 years of age or older.

**Building Faith in Youth Award**  
The Building Faith in Youth Award is presented to the adult sponsor of the program who has completed the program with a young person. The award is presented at a church service, Sunday School, or other special religious occasion.

**National Adult Awards**  
The National Adult Awards are presented to the adult sponsor of the program who has completed the program with a young person. The award is presented at a church service, Sunday School, or other special religious occasion.

P.R.A.Y. 11123 S. TOWNE SQUARE, STE. B, ST. LOUIS, MO 63123 • 1-800-933-9339 • WWW.PHGFORGIRLS.COM  
JUNE 2019

The Programs of Religious Activities with Youth (P.R.A.Y.) is a non-profit organization that fosters the Christian growth of children, youth, and families through their Bible-based religious emblems program for Protestant and Independent Christian churches. These programs offer girls the opportunity to grow in their faith through Bible Study, activities, and service.

## AWARD REQUIREMENTS

To earn the B.Y. Faith Award and P.R.A.Y Patch:

1. Each Program Level completes the workbook appropriate for their age under the supervision of an assigned counselor (Troop Shepherd, Unit Leader, parent, etc.).
  - **Tenderhearts**—In *God and Me* (four lessons), girls will build a game box as they learn to become best friends with Jesus and tell their story of “God and Me” together.
  - **Explorers**—In *God and Family* (six sessions), girls will compare the different parts of the family to the different layers of a pizza as they discover God’s plan for strong families.
  - **Pioneers**—In *God and Church* (three units), girls will take a “journey” to meet Jesus, worship God, and witness and minister for Christ.
  - **Patriots**—In *God and Life* (five sections), girls will learn how Christ calls them to serve by studying the life of the Apostle Paul as recorded in Acts 9:1-31.
2. Each girl presents her finished workbook to her pastor for final sign-off before ordering awards. This may be the pastor of the Charter Organization or the girl’s home church.

## TOTAL TIME

The total time required to complete this study depends upon Program Level, girl involvement in discussion, and how long they take to complete the activities. The following is an estimated total time for completion of this study:









**Tenderhearts**—4-6 hours

**Explorers**—6-9 hours






**Pioneers**—8-12 hours

**Patriots**—12-16 hours

### Materials Purchase:

-  **God and Me Student Workbook**—one per Tenderheart
-  **God and Me Counselor Manual**—one per adult
-  **God and Family Student Workbook**—one per Explorer
-  **God and Family Counselor Manual**—one per adult
-  **God and Church Student Workbook**—one per Pioneer
-  **God and Church Counselor Manual**—one per adult
-  **God and Life Student Workbook**—one per Patriot
-  **God and Life Counselor Manual**—one per adult

### Insignia Purchase (order after completion of the Faith Award):

-  **God and Me Patch**—one per girl (optional)
-  **God and Family Patch**—one per girl (optional)
-  **God and Church Patch**—one per girl (optional)
-  **God and Life Patch**—one per girl (optional)
-  **B.Y. Faith Award Pin**—one per girl per Program Level

 purchase in the **AHGstore**    Purchase from Program Alliance website

## RECOMMENDED IMPLEMENTATION

---

### Dedicated Meetings

Since the P.R.A.Y. lessons are conveniently broken into a few chapters (“Lessons,” “Sessions,” “Units,” and “Sections”), AHG recommends presenting the material in dedicated meetings, each focused on a complete chapter. Since each Program Level has a differing number of lessons, not all Units would work on the P.R.A.Y. study on the same meeting nights (unless some chapters were merged or divided to line up with other Units). Following the “getting acquainted” activities from the front of the Counselor Manuals is unnecessary unless this is the beginning of the Program Year and it would help make connections between girls. Allow some questions to be answered orally in group discussions rather than expecting all written responses. Each Program Level’s study has unique considerations to keep in mind:

**TENDERHEARTS**—*God and Me* instructs family participation for several activities, but girls could meet the same objectives by replacing family with “Troop” or “Unit.” Younger girls may draw instead of writing their answers. You may wish to keep Tenderhearts’ workbooks and GAMEboxes at the meeting location until the study is complete since they will continue using them each week.

**EXPLORERS**—Since the lessons in *God and Family* focus on family relationships, they contain activities that will need to be completed at home. You may wish to keep Explorers’ workbooks and pizza boxes at the meeting location until the study is complete for girls to continue using them each week.

**PIONEERS**—*God and Church* involves learning a specific church’s history, so this is best completed in Troops with church Charters and Troop Members from that church, OR each girl can research her own church as homework. Some projects are completed over time (e.g., daily Bible reading for three weeks), so meetings should be scheduled with those time frames in mind.

**PATRIOTS**—*God and Life* is primarily structured as reading, writing, and discussion plus five small projects. When the project is included, each chapter would extend longer than a regular meeting night. Patriots may wish to hold separate or longer meetings to complete this study, or projects could be extended into part of a meeting along with badgework, service projects, etc. Another option is for girls to complete their Bible reading and written answers at home and then come to the meeting prepared for group discussion and projects.

## ALTERNATIVE IMPLEMENTATIONS

---

### Every Meeting

Chapters may be divided into smaller portions that can be covered for a few minutes at every meeting if this best meets the Troop’s needs. Pioneers and Patriots would still need additional days for their required outings.

### Faith-Focused Event

Due to the time required for the study’s activities, completing it at a one-day event is not recommended. If desired, though, a one-day event could focus on many portions of the study that would be enjoyable to complete in a group setting. The remaining portions could be completed at later meetings or independently, and Pioneers and Patriots could later go on their required outings.

## Multi-Day Event

A multi-day event could be approached similarly to dedicated meetings, with each day focused on a complete chapter. As with a faith-focused event, however, follow-up work and field trips would still be necessary after the event.

## Independent Study

With committed parental support, a girl can easily complete this study independently at home. Girls should bring their final projects and workbooks to show their Unit Leaders, obtaining their pastor's signature before or during meeting time.

## HOW TO PREPARE

---

The following steps will help you effectively prepare to guide girls through this study:

### Program Materials

Your first step will be to order the items listed under "Materials Purchase" above. This will enable you to preview the study and reference it frequently as you plan. Wait until girls have completed the study (or are close to finishing) before ordering insignia to confirm more accurate quantities.

### Guest Speakers

Several activities involve interviews with or presentations from guest speakers. Confirm who is available to meet with the girls, schedule the appropriate dates on their calendar and yours, and send a list of interview questions before the meeting date, if applicable. Follow up with guest speakers the week before your meeting to confirm they are still coming.

### Schedule

Create a schedule for completion and determine who is responsible for leading each part and what additional supplies are needed (see Sample Schedules).

### Supplies

Conclude your preparations by gathering any remaining supplies listed in your schedule. This is in addition to the materials already purchased at the beginning of your preparations.

Dedicated Meetings—Tenderhearts

DAY	TIME	STUDY CONTENT/ ACTIVITY	SUPPLIES	LEADER
Mtg. 1	1-1½ hrs.	<p><b>Introduction</b>—Jesus Blesses the Children</p> <p><b>Lesson 1</b>—God Created Me</p> <p><b>Game</b>—Girls play a memory game with Unit.</p> <p><b>Activity</b>—Girls stargaze with Unit.</p>	<p><i>God and Me Counselor Manual</i></p> <p><i>God and Me Student Workbooks</i></p> <p>Bible</p> <p>Writing utensils</p> <p>Colored pencils or crayons</p> <p>Photo of each girl</p> <p>Glue sticks</p> <p>Scissors</p> <p>Shoeboxes (GAMEboxes)</p> <p>Envelopes or small plastic baggies</p>	Troop Shepherd or Unit Leader
Mtg. 2	1-1½ hrs.	<p><b>Lesson 2</b>—Jesus Is God’s Gift to Me</p> <p><b>Game</b>—Girls play a guessing game with Unit.</p> <p><b>Activity</b>—Girls share the good news of Jesus with a volunteer or another Unit.</p>	<p><i>God and Me Counselor Manual</i></p> <p><i>God and Me Student Workbooks</i></p> <p>Bible</p> <p>Writing utensils</p> <p>Wrapping paper</p> <p>Scissors</p> <p>Tape</p> <p>GAMEboxes</p> <p>Glue sticks</p> <p>Envelopes or small plastic baggies</p>	Troop Shepherd or Unit Leader
Mtg. 3	1-1½ hrs.	<p><b>Lesson 3</b>—I Can Talk with God</p> <p><b>Game</b>—Girls play a prayer game with Unit.</p> <p><b>Activity</b>—Girls decorate prayer rocks to bring home.</p>	<p><i>God and Me Counselor Manual</i></p> <p><i>God and Me Student Workbooks</i></p> <p>Bible</p> <p>Writing utensils</p> <p>GAMEboxes</p> <p>Scissors</p> <p>Glue sticks</p> <p>Rocks</p> <p>Permanent markers</p>	Troop Shepherd or Unit Leader
Mtg. 4	1-1½ hrs.	<p><b>Lesson 4</b>—Because God Cares for Me, I Can Care for Others</p> <p><b>Game</b>—Girls play a board game with Unit.</p> <p><b>Activity</b>—Girls act out Bible stories for a volunteer or another Unit.</p> <p><b>Wrap-up</b>—Invite the pastor to sign off on workbooks. Keep order forms and send workbooks home with girls. Send home GAMEboxes with girls.</p> <p><b>NOTE:</b> This meeting’s activities could be conducted during an AHG Bring-a-Friend Night.</p>	<p><i>God and Me Counselor Manual</i></p> <p><i>God and Me Student Workbooks</i></p> <p>Bible</p> <p>Writing utensils</p> <p>GAMEboxes</p> <p>Scissors</p> <p>Glue sticks</p> <p>Colored pencils or crayons</p> <p>Small objects for playing pieces</p>	Troop Shepherd or Unit Leader

Dedicated Meetings—Explorers

DAY	TIME	STUDY CONTENT/ ACTIVITY	SUPPLIES	LEADER
Mtg. 1	1-1½ hrs.	<p><b>Introduction</b>—Make a Pizza</p> <p><b>Session 1</b>—Crust-Foundation</p> <p><b>Activity</b>—Girls make a mezuzah.</p> <p><b>Pizza</b>—Girls create the crust.</p> <p><b>At Home</b>—Girls explain their mezuzah to their family.</p>	<p><i>God and Family Counselor Manual</i></p> <p><i>God and Family Student Workbooks</i></p> <p>Bible</p> <p>Writing utensils</p> <p>Scissors</p> <p>Paper</p> <p>Film canisters or pill containers</p> <p>Clean, empty pizza boxes</p> <p>Cardboard (for the crust)</p> <p>Magazines with pictures of people</p> <p>Glue sticks</p> <p>Photo of each girl</p> <p>Photo of each girl’s family</p>	Troop Shepherd or Unit Leader
Mtg. 2	1-1½ hrs.	<p><b>Session 2</b>—Sauce</p> <p><b>Pizza</b>—Girls create the sauce.</p> <p><b>At Home</b>—Girls listen to family members’ experiences of spiritual growth.</p>	<p><i>God and Family Counselor Manual</i></p> <p><i>God and Family Student Workbooks</i></p> <p>Bible</p> <p>Writing utensils</p> <p>Scissors</p> <p>Red and orange construction paper</p> <p>Glue sticks</p>	Troop Shepherd or Unit Leader
Mtg. 3	1-1½ hrs.	<p><b>Session 3</b>—Toppings</p> <p><b>Pizza</b>—Girls create the toppings.</p> <p><b>At Home</b>—Girls play “I Spy” with their families.</p>	<p><i>God and Family Counselor Manual</i></p> <p><i>God and Family Student Workbooks</i></p> <p>Bible</p> <p>Writing utensils</p> <p>Colored pencils</p> <p>Scissors</p> <p>Glue sticks</p>	Troop Shepherd or Unit Leader
Mtg. 4	1-1½ hrs.	<p><b>Session 4</b>—Cheese</p> <p><b>Activity</b>—Girls memorize the Ten Commandments.</p> <p><b>Pizza</b>—Girls create the cheese.</p> <p><b>At Home</b>—Girls pray with their families.</p>	<p><i>God and Family Counselor Manual</i></p> <p><i>God and Family Student Workbooks</i></p> <p>Bible</p> <p>Writing utensils</p> <p>Rulers</p> <p>Scissors</p> <p>Glue sticks</p>	Troop Shepherd or Unit Leader



DAY	TIME	STUDY CONTENT/ ACTIVITY	SUPPLIES	LEADER
Mtg. 5	1-1½ hrs.	<p><b>Session 5</b>—Bake</p> <p><b>Pizza</b>—Girls create oven mitts.</p> <p><b>At Home</b>—Girls discuss challenging times and faith tools with their families.</p>	<p><i>God and Family Counselor Manual</i></p> <p><i>God and Family Student Workbooks</i></p> <p>Bible</p> <p>Writing utensils</p> <p>Heavy kraft paper</p> <p>Scissors</p> <p>Hole punches</p> <p>Yarn</p> <p>Yarn needles</p>	Troop Shepherd or Unit Leader
Mtg. 6	1-1½ hrs.	<p><b>Session 6</b>—Eat, Share, Enjoy!</p> <p><b>Pizza</b>—Girls decorate the pizza box.</p> <p><b>At Home</b>—Girls explain each part of the pizza to their families. Girls also fill and deliver a paper bag with food or other items for those in need.</p> <p><b>Wrap-up</b>—Invite the pastor to sign off on workbooks. Keep order forms and send workbooks home with girls. Send home pizza boxes with girls.</p> <p><b>NOTE:</b> This meeting's activities could be conducted during an AHG Bring-a-Friend Night, perhaps enjoying celebratory pizza together.</p>	<p><i>God and Family Counselor Manual</i></p> <p><i>God and Family Student Workbooks</i></p> <p>Bible</p> <p>Writing utensils</p> <p>Brown paper bags</p> <p>Scissors</p> <p>Glue sticks</p> <p>Other crafting supplies</p>	Troop Shepherd or Unit Leader

Dedicated Meetings—Pioneers

DAY	TIME	STUDY CONTENT/ ACTIVITY	SUPPLIES	LEADER
Mtg. 1	1-1½ hrs.	<p><b>Introduction</b></p> <p><b>Unit 1</b>—My Journey: Meeting Christ</p> <p><b>Lesson 1</b>—Meeting Jesus, the Person</p> <p><b>Activity</b>—Girls create Bible event notecards.</p> <p><b>Picture This!</b>—Girls decide video roles, props, costumes, and other plans for the Segment 1 video.</p> <p><b>Lesson 2</b>—Meeting Jesus, the Son of God</p> <p><b>Picture This!</b>—Girls write the video script.</p>	<p><i>God and Church Counselor Manual</i></p> <p><i>God and Church Student Workbooks</i></p> <p>Bible</p> <p>Writing utensils</p> <p>Notecards</p> <p>Lined paper (to write video plans)</p> <p>Colored pencils</p>	Troop Shepherd or Unit Leader
Mtg. 2	1-1½ hrs.	<p><b>Lesson 3</b>—Meeting Jesus, the Head of the Church</p> <p><b>Activity</b>—Girls interview the church historian.</p> <p><b>Activity</b>—Girls memorize the church creed or statement of faith.</p> <p><b>Picture This!</b>—Girls record the Segment 1 video.</p> <p><b>Project I</b>—Daily Bible Reading (at home)</p>	<p><i>God and Church Counselor Manual</i></p> <p><i>God and Church Student Workbooks</i></p> <p>Bible</p> <p>Writing utensils</p> <p>Video camera</p>	Troop Shepherd or Unit Leader
Mtg. 3	1-1½ hrs.	<p><b>Unit II</b>—My Journey: Worshiping God</p> <p><b>Lesson 4</b>—Learning How Christ Worshiped God</p> <p><b>Activity</b>—Girls interview guest speakers from the church.</p> <p><b>Picture This!</b>—Girls decide on video plans for the Segment 2 video.</p>	<p><i>God and Church Counselor Manual</i></p> <p><i>God and Church Student Workbooks</i></p> <p>Bible</p> <p>Writing utensils</p> <p>Lined paper</p>	Troop Shepherd or Unit Leader
Mtg. 4	1-1½ hrs.	<p><b>Lesson 5</b>—Exploring How My Congregation Worships God</p> <p><b>Activity</b>—Girls tour the church.</p> <p><b>Picture This!</b>—Girls complete the script and record the Segment 2 video.</p> <p><b>Project II</b>—Discovering How I Can Worship God: Girls prepare a worship service for an outdoor setting.</p>	<p><i>God and Church Counselor Manual</i></p> <p><i>God and Church Student Workbooks</i></p> <p>Bible</p> <p>Writing utensils</p> <p>Video camera</p> <p>Lined paper (to write worship service plans)</p>	Troop Shepherd or Unit Leader

DAY	TIME	STUDY CONTENT/ ACTIVITY	SUPPLIES	LEADER
Mtg. 5	1-1½ hrs.	<p><b>Unit III</b>—My Journey: Witnessing and Ministering for Christ</p> <p><b>Lesson 6</b>—Learning How Christ Witnessed and Ministered to Others</p> <p><b>Picture This!</b>—Girls decide on video plans for the Segment 3 video.</p> <p><b>Project III</b>—Discovering How I Can Witness and Minister to Others</p> <p><b>1. AHG Bring-a-Friend Night</b>—Girls create invites to AHG Bring-a-Friend Night.</p>	<p><i>God and Church Counselor Manual</i></p> <p><i>God and Church Student Workbooks</i></p> <p>Bible</p> <p>Writing utensils</p> <p>Blank cards and envelopes</p> <p>Colored pencils</p>	Troop Shepherd or Unit Leader
Mtg. 6	1-1½ hrs.	<p><b>Lesson 7</b>—Exploring How My Congregation Witnesses and Ministers to Others</p> <p><b>Activity</b>—Girls create a Witness Bulletin Board.</p> <p><b>Picture This!</b>—Girls complete the script and record the Segment 3 video.</p>	<p><i>God and Church Counselor Manual</i></p> <p><i>God and Church Student Workbooks</i></p> <p>Bible</p> <p>Writing utensils</p> <p>Notecards</p> <p>Bulletin board</p> <p>Push pins or stapler</p>	Troop Shepherd or Unit Leader
Field Trip	1-1½ hrs.	<p><b>Project III</b>—Discovering How I Can Witness and Minister to Others</p> <p><b>3. Community Service Project</b>—Girls volunteer at a community agency.</p>	<p><i>God and Church Counselor Manual</i></p> <p><i>God and Church Student Workbooks</i></p> <p>Writing utensils</p>	Troop Shepherd or Unit Leader
Mtg. 7	1-1½ hrs.	<p><b>Project III</b>—Discovering How I Can Witness and Minister to Others</p> <p><b>1. AHG Bring-a-Friend Night</b>—Girls give guests a tour and introductions and ask questions.</p> <p><b>2. Church Service Project</b>—Girls contribute toward a ministry of the church or Charter Organization.</p> <p><b>Wrap-up</b>—Play videos from all three Segments. Invite the pastor to sign off on workbooks. Keep order forms and send workbooks home with girls.</p>	<p><i>God and Church Counselor Manual</i></p> <p><i>God and Church Student Workbooks</i></p> <p>Writing utensils</p>	Troop Shepherd or Unit Leader

Dedicated Meetings—Patriots

DAY	TIME	STUDY CONTENT/ ACTIVITY	SUPPLIES	LEADER
Mtg. 1	1½-2 hrs.	<b>Introduction</b> <b>Section One</b> —God calls all kinds of people.	<i>God and Life Counselor Manual</i> <i>God and Life Student Workbooks</i> Bible Writing utensils	Troop Shepherd, Unit Leader, or Patriot
Mtg. 2	1½-2 hrs.	<b>Section Two</b> —God doesn't expect us to do it on our own.	<i>God and Life Counselor Manual</i> <i>God and Life Student Workbooks</i> Bible Writing utensils	Troop Shepherd, Unit Leader, or Patriot
Mtg. 3	1½-2 hrs.	<b>Section Three</b> —Each of us must make a personal response to the call of God.	<i>God and Life Counselor Manual</i> <i>God and Life Student Workbooks</i> Bible Writing utensils	Troop Shepherd, Unit Leader, or Patriot
Mtg. 4	1½-2 hrs.	<b>Service Project One</b> —Girls interview the pastor and another member of the clergy. <b>Service Project Two</b> —Girls learn about a mentoring program (preferably with a guest speaker presentation). Girls present what was learned to the rest of the Troop at an extended Closing Ceremony. <b>Service Project Three</b> —Girls interview a Christian in professional ministry.	<i>God and Life Counselor Manual</i> <i>God and Life Student Workbooks</i> Writing utensils	Troop Shepherd, Unit Leader, or Patriot
Field Trip	1½-2 hrs.	<b>Service Project Four</b> —Girls take a field trip to learn more at a crisis agency, support group, or peer group in the community.		Unit Leader
Mtg. 5	1½-2 hrs.	<b>Section Four</b> —God gives strength to face adversities. <b>Service Project Four</b> —Girls present what was learned on their field trip to the rest of the Troop at an extended Closing Ceremony.	<i>God and Life Counselor Manual</i> <i>God and Life Student Workbooks</i> Bible Writing utensils	Troop Shepherd, Unit Leader, or Patriot
Mtg. 6	1½-2 hrs.	<b>Section Five</b> —God can accomplish great things through those who are willing to do God's will. <b>My Statement of Commitment</b>	<i>God and Life Counselor Manual</i> <i>God and Life Student Workbooks</i> Bible Writing utensils	Troop Shepherd, Unit Leader, or Patriot
Mtg. 7	1-1½ hrs.	<b>Service Project Five</b> —AHG Bring-a-Friend Night, and girls complete the workbook page at the end of the evening. <b>Wrap-up</b> —Keep order forms and send workbooks home with girls. Invite the pastor to sign off on workbooks.	<i>God and Life Counselor Manual</i> <i>God and Life Student Workbooks</i> Writing utensils	Troop Shepherd, Unit Leader, or Patriot

# FAITH AWARD PROGRAM

## CATHOLIC FAITH AWARDS

***Deus et Familia Mea: God and My Family***

***Deus et Patria Mea: God and My Country***

***Deus et Civitas Mea: God and My Community***

***Femina Integritatis: Woman of Integrity***

---



# Catholic Faith Awards



The AHG Catholic Faith Awards (CFAs) were created for Catholic American Heritage Girls to learn more about their faith and develop a stronger relationship with Christ in a fun and hands-on manner. The Catholic Faith Awards were designed for each of the AHG Program Levels to better understand the AHG Oath, Mission, and Creed.

The AHG National Catholic Committee (AHG NCC) developed the Catholic Faith Award Program to be worked on each year to better comprehend the fullness of the faith. Each award is divided into Segments—one Segment for each year of the Program Level.

## AWARD REQUIREMENTS



### **Deus et Familia Mea: God and My Family** (three Tenderheart Segments)

*Deus et Familia Mea* guides Catholic Tenderhearts through an awareness of who they are as children of God in the family of the Catholic Church. Girls will learn about the Holy Mass, sacraments, traditions, and history of the Catholic Church with fun, hands-on activities. Tenderhearts are encouraged to explore and perform works of charity for their families and neighbors.



### **Deus et Patria Mea: God and My Country** (three Explorer Segments)

*Deus et Patria Mea* allows Catholic Explorers to learn about various saints representing the United States of America. Explorers enrich their faith by exploring the Catholic elements that are most important to those saints, including the Eucharist, Corporal Works of Mercy, and missionary work. *Deus et Patria Mea* is thought-provoking, hands-on, and will foster a desire in Explorers to serve Jesus Christ through the Catholic Church.



### **Deus et Civitas Mea: God and My Community** (two Pioneer Segments)

*Deus et Civitas Mea* guides Catholic Pioneers to examine service in their community through Sacred Scripture and Catholic Church Tradition. Girls learn the importance of preparing to serve through prayer and learning about people who exemplified service in their lives. Pioneers put what they have learned into practice by serving others and reflecting on their service's impact.



### **Femina Integritatis: Woman of Integrity** (four Patriot Segments)

*Femina Integritatis* encourages Catholic Patriots to internalize and immerse themselves in being a Catholic Woman of Integrity. Prayer and discussion are essential elements of this study, with opportunities for outings and engaging speakers. By studying the Holy Sacrifice of the Mass, Our Blessed Mother, the lives of the saints, and the sacraments, Patriots discern God's call for their lives after high school.

## TOTAL TIME

The total time required to complete one Segment of this study depends upon Program Level, girl involvement in discussion, and how long they take to complete the activities. The following are estimates by Program Level for a single Segment:

**Tenderhearts**—2-4 hours (workbook) plus 3-6 hours (at home) = 5-10 hours total

**Explorers**—3-5 hours (workbook) plus 3-7 hours (at home) = 6-12 hours total

**Pioneers**—7-14 hours (workbook and trips) plus 2-3 hours (at home) = 9-17 hours total

**Patriots**—9-13 hours (workbook and trips) plus 6-9 hours (at home) = 15-22 hours total



## CATHOLIC FAITH AWARD INSIGNIA

A girl will earn a patch for each Segment she completes. In the final year of a Program Level, a girl who has completed all Segments in that Program Level may earn a medal. One exception is the Patriot book *Femina Integritatis: Woman of Integrity*. Patriots may earn a patch for each Segment completed, the Moral Compass medal for completing Segments One and Two, and the Quiver of Arrows medal for completing Segments Three and Four.

Girls wear segment patches on the back and medals on the front of vests and sashes. Tenderhearts and Explorers wear the medals under the Troop numbers on their vest. Pioneers and Patriots wear the medals under the Flag Patch on their sash. Girls may transfer these medals to new uniforms as they advance in Program Level in order to display the full collection.



The Catholic Faith Award Books are available for anyone to purchase in the [AHGstore](#). Archdiocesan or diocesan authorized purchaser(s) may order medals and patches. Troop's authorized purchaser(s) may also order patches. If you cannot identify your diocesan authorized purchaser(s) in your diocese, please contact the AHG National Catholic Committee ([catholiccommittee@ahgncc.org](mailto:catholiccommittee@ahgncc.org)) for assistance.



### Materials Purchase:

- 🛒 **Deus et Familia Mea: God and My Family Workbook**—one per girl
- 📌 **Catholic Faith Awards: Tenderheart Pinterest board** (for activity ideas)
- 🛒 **Deus et Patria Mea: God and My Country Workbook**—one per girl
- 📌 **Catholic Faith Awards: Explorer Pinterest board** (for activity ideas)
- 🛒 **Deus et Civitas Mea: God and My Community Workbook**—one per girl
- 📌 **Catholic Faith Awards: Pioneer Pinterest board** (for activity ideas)
- 🛒 **Femina Integritatis: Woman of Integrity Workbook**—one per girl
- 📌 **Catholic Faith Awards: Patriot Pinterest board** (for activity ideas)

### Insignia Purchase (order after completion of the Faith Award):

- 🛒 **Segment Patches**—one per girl per Segment
- ✅ **Program Level Medals**—one per girl per Program Level (two available for Patriots)

🛒 purchase in the [AHGstore](#)    ✅ request from diocesan authorized purchaser(s)





## RECOMMENDED IMPLEMENTATIONS

---

### Independent Study

The AHG Catholic Faith Awards (CFAs) for Tenderhearts and Explorers were designed to be completed at home under the guidance and involvement of a parent. Only one Segment is completed each Program Year at a pace and schedule that works best for the family.

**NOTE:** *If your Troop's parents prefer to lead their daughters through completion of the CFAs in a group setting, AHG recommends implementing this Faith Award with four dedicated meetings (as described below for Pioneers and Patriots). Set-up for dedicated meetings with Tenderhearts and Explorers should include space for each parent to sit with their daughter.\* Each parent owns the leadership of guiding their daughter through the material and may seek input from an approved, trained CFA Mentor as questions arise. A parent may also elect to allow the CFA Mentor to lead some portions of the requirements (i.e., how to assemble a rosary) as the parent works alongside their daughter to complete the activity together. Even if the Troop has chosen to provide a group setting for award completion, a parent may still opt for their daughter to complete her CFA at home. Regardless of whether a Troop provides dedicated Faith Award meetings, some requirements will involve at-home work and cannot be completed in a group setting. Most at-home requirements are already a part of practicing Catholic families' day-to-day lives, such as prayer, Mass, and serving family members—the workbook merely provides education, direction, and follow-up discussion for these activities.*

### Dedicated Meetings

The AHG CFAs for Pioneers and Patriots are designed to be completed in a group setting under the guidance and involvement of an approved CFA Mentor. This mentor must be an Adult Member and complete the **Catholic Faith Award Mentor Training** in AHGfamily (under the **AHGequip** tab). Each Segment of the CFAs is divided into four chapters, allowing convenient division of material between four dedicated meetings. Dedicated meetings may be regular Troop meeting nights that are exclusively devoted to Faith Award activities, or they may be meetings on an alternate day of the week, such as four Saturday mornings. Pioneers and Patriots also require some at-home work and group field trips that challenge them to put their faith into action.

One consideration for walking through this study in a group setting is the need to present each Segment to girls in the appropriately corresponding year at that Program Level. AHG suggests first conducting meetings to cover Segment 1 (for all girls who have not yet completed that Segment), then first-year girls drop out as the group continues on to Segment 2 (for all girls who have not yet completed that Segment), then second-year girls drop out as the group continues on to Segment 3, and so forth. This would provide a “catch-up” opportunity for Troops who are completing CFAs for the first time or girls who are new to AHG and entered towards the middle or end of their Program Level. Another approach might be to divide girls into small groups based on workbook Segments. For example, Pioneers could be divided into two smaller groups: first-year Pioneers and second-year Pioneers. At least one approved, Adult Member with CFA Mentor training should lead the group. Additional support, such as a Unit Leader with each Pioneer and Patriot small group, may be provided, as long as the lead CFA Mentor communicates important information from their training to the assisting adults.

**NOTE:** *With committed parental support, Pioneers and Patriots may complete the AHG CFAs independently at home (as described above for Tenderhearts and Explorers). Pioneers and Patriots would need their parents' involvement to engage in discussion, review their workbook and journal entries, and assist in taking them on required outings.*

## ALTERNATIVE IMPLEMENTATIONS

---

### Every Meeting

Chapters may be divided into smaller portions that can be covered for a few minutes at every regular Troop meeting if this best meets the Troop's needs. The challenge would be soliciting Tenderheart and Explorer parent involvement for those few minutes at every meeting.\* Pioneers and Patriots would need additional days for their required outings.

### Faith-Focused Event

At-home and field trip requirements necessitate follow-up work beyond one day spent in workbook activities. If desired, though, a one-day event could focus on many portions of the study that would be enjoyable to complete in a group setting. Parents would need to join to lead their Tenderheart and Explorer daughters.\* Clear and regular communication would be needed after that date to confirm each girl has independently completed the remaining portions of the study.

### Multi-Day Event

A multi-day event could be approached similarly to dedicated meetings, especially if the event is at least four days long. As with a faith-focused event, however, follow-up at-home work and field trips would still be necessary to complete all the requirements after the event. Parents would also need to join to lead their Tenderheart and Explorer daughters.\*

*\* Please keep in mind that whenever Tenderheart and Explorer parents attend a group meeting or event to complete the CFAs, they are present to lead only their own daughter, and they cannot be counted in Adult Member to Girl Member ratios unless they are registered members of AHG. Also, consult your Charter Organization on this approach, as some require all adults in attendance to take diocesan youth protection training.*



## HOW TO PREPARE

---

The following steps will help you effectively prepare to guide girls through this study:

### Program Materials

Your first step will be to order the items listed under “Materials Purchase” above. This will enable you to preview the study and reference it frequently as you plan. Wait until girls have completed the study before ordering insignia to confirm more accurate quantities.

### Training

The adult volunteer leading girls through this study must complete the **Catholic Faith Award Mentor Training** in AHGfamily (under the AHGequip tab). This is an important step for all adults assisting with the CFAs, and is therefore also recommended for the parents.

### Parents

Prepare Tenderheart and Explorer parents to lead their girls through the completion of this study through training and support. An optional alternative to the Catholic Faith Award Mentor Training for parents would be for the Troop’s CFA Mentor (i.e., Troop Shepherd) to present key points from that training to the parents. This could be done one-on-one or in a group meeting with the parents at the start of the year. Provide for parents an overview of the CFA workbooks, the Troop’s proposed timeline for completion, and the CFA Mentor’s contact information as a line of support for any questions that may arise.

### Guest Speakers

Several activities involve interviews with or presentations from guest speakers. Confirm who is available to meet with the girls, schedule the appropriate dates on their calendar and yours, and send a list of interview questions before the meeting date, if applicable. Follow up with guest speakers the week before your meeting to confirm they are still coming.



## Encyclicals

Review all encyclicals before presenting them to girls to determine which portions to highlight. The intention is to expose girls to these teachings rather than train them as experts. Reading a few paragraphs aloud together and then discussing (i.e., what they mean, how they are used, etc.) meets that goal. Girls with a prior introduction to encyclicals may be challenged to dive deeper in discussion, but never to the point of extending longer than a typical meeting time.

## Schedule

Create a schedule for completion and determine who is responsible for leading each part and what additional supplies are needed (see Sample Schedules). Pioneers and Patriots may use this as a leadership opportunity by assisting with scheduling, contacting guest speakers, coordinating plans for outings, etc.

**NOTE:** Keep in mind that activities, service projects, guest speakers, etc. may be completed concurrently and “out-of-order” with flexibility to meet the needs of the Troop. Also consider whether existing activities and events on the Troop calendar might apply toward specific CFA requirements. For example, if a Troop conducts a food drive for AHG’s National Day of Service in September, this would still apply towards the second-year Explorers’ service project in Segment 2, Chapter 4, even if the rest of that chapter is not completed until later in the Program Year.

## Supplies

Conclude your preparations by gathering any remaining supplies listed in your schedule. This is in addition to the materials already purchased at the beginning of your preparations. Several documents referenced in the CFAs may be found with a keyword search on the [official Vatican website](#) and printed as needed.

Dedicated Meetings (if opted by parents)—First-Year Tenderhearts

DAY	TIME	STUDY CONTENT/ ACTIVITY	SUPPLIES	LEADER
Mtg. 1	30-45 min.	<b>Segment 1</b> <b>Chapter 1</b> —My Catholic Identity	Deus et Familia Mea: God and My Family workbooks Writing utensils Colored pencils or crayons Baby pictures Glue sticks	Parent with optional trained CFA Mentor support
Mtg. 2	30-45 min. (+1 hr. at home)	<b>Segment 1</b> <b>Chapter 2</b> —My Catholic Values <b>At Home</b> —Girls serve their families	God and My Family workbooks Writing utensils Colored pencils or crayons	Parent with optional trained CFA Mentor support
Mtg. 3	45min.-1 hr. (+1 hr. at home)	<b>Segment 1</b> <b>Chapter 3</b> —My Catholic Traditions <b>At Home</b> —Girls pray the rosary for a week.	God and My Family workbooks Writing utensils Twine Pony beads Miraculous Medals Small crucifixes Colored pencils or crayons Pictures of girls' favorite liturgical season Tape or glue	Parent with optional trained CFA Mentor support
Mtg. 4	30-45 min. (+4 hrs. at home)	<b>Segment 1</b> <b>Chapter 4</b> —Living My Catholic Faith <b>At Home</b> —Girls serve their families for two weeks, perform a service project, and offer their struggles to God for two weeks.	God and My Family workbooks Writing utensils Jars or other containers Crafting supplies Slips of paper	Parent with optional trained CFA Mentor support

## Dedicated Meetings (if opted by parents)—Second-Year Tenderhearts

DAY	TIME	STUDY CONTENT/ ACTIVITY	SUPPLIES	LEADER
Mtg. 1	30-45 min. (+ 1 hr. at home)	<p><b>Segment 2</b></p> <p><b>Chapter 1</b>—My Catholic Identity</p> <p><b>At Home</b>—Girls make an Examination of Conscience, go to Confession, and pray the rosary for a week.</p>	<p>Deus et Familia Mea: God and My Family workbooks</p> <p>Writing utensils</p> <p>Colored pencils or crayons</p> <p>Three clear cups or mason jars</p> <p>Labels</p> <p>Water</p> <p>Household bleach</p> <p>Food dye</p> <p>Rosaries</p>	Parent with optional trained CFA Mentor support
Mtg. 2	30-45 min. (+ 1 hr. at home)	<p><b>Segment 2</b></p> <p><b>Chapter 2</b>—My Catholic Values Values</p> <p><b>At Home</b>—Girls do an act of compassion.</p>	<p>God and My Family workbooks</p> <p>Writing utensils</p> <p>Colored pencils or crayons</p> <p>Bible</p> <p>Dictionary</p> <p>AHG Girl Handbook</p>	Parent with optional trained CFA Mentor support
Mtg. 3	1-2 hrs. (+ 1 hr. at home)	<p><b>Segment 2</b></p> <p><b>Chapter 3</b>—My Catholic Traditions</p> <p><b>At Home</b>—Girls pray the <i>Prayer to St. Kateri Tekakwitha</i> for a week.</p>	<p>God and My Family workbooks</p> <p>Writing utensils</p> <p>Wreath crafting supplies</p> <p>Colored pencils or crayons</p> <p>Information about a canonized saint</p> <p>Information about St. Kateri Tekakwitha</p>	Parent with optional trained CFA Mentor support
Mtg. 4	30-45 min. (+ 1 hr. at home)	<p><b>Segment 2</b></p> <p><b>Chapter 4</b>—Living My Catholic Faith</p> <p><b>At Home</b>—Girls use a missal to participate in Mass.</p>	<p>God and My Family workbooks</p> <p>Writing utensils</p> <p>Catechism of the Catholic Church</p> <p>Pictures of holy objects</p> <p>Glue sticks</p>	Parent with optional trained CFA Mentor support

## Dedicated Meetings (if opted by parents)—Third-Year Tenderhearts

DAY	TIME	STUDY CONTENT/ ACTIVITY	SUPPLIES	LEADER
Mtg. 1	45min.-1 hr. (+1 hr. at home)	<p><b>Segment 3</b></p> <p><b>Chapter 1</b>—My Catholic Identity</p> <p><b>Church Visit</b>—Girls spend time with Jesus in adoration.</p> <p><b>At Home</b>—Girls add to their “Thankfulness” poster for a month.</p>	<p>Deus et Familia Mea: God and My Family workbooks</p> <p>Writing utensils</p> <p>Poster boards</p> <p>Colored pencils or crayons</p> <p>Prayer books</p>	Parent with optional trained CFA Mentor support
Mtg. 2	30-45 min.	<p><b>Segment 3</b></p> <p><b>Chapter 2</b>—My Catholic Values</p>	<p>God and My Family workbooks</p> <p>Writing utensils</p>	Parent with optional trained CFA Mentor support
Mtg. 3	30-45 min.	<p><b>Segment 3</b></p> <p><b>Chapter 3</b>—My Catholic Traditions</p>	<p>God and My Family workbooks</p> <p>Writing utensils</p> <p>Colored pencils or crayons</p>	Parent with optional trained CFA Mentor support
Mtg. 4	30-45 min. (+2 hrs. at home)	<p><b>Segment 3</b></p> <p><b>Chapter 4</b>—Living My Catholic Faith</p> <p><b>At Home</b>—Girls attend a Baptism, Ordination, Confirmation, Anointing of the Sick, or Wedding. Girls perform one Spiritual Work of Mercy and one Corporal Work of Mercy.</p>	<p>God and My Family workbooks</p> <p>Writing utensils</p>	Parent with optional trained CFA Mentor support



## Dedicated Meetings (if opted by parents)—First-Year Explorers

DAY	TIME	STUDY CONTENT/ ACTIVITY	SUPPLIES	LEADER
Mtg. 1	30 min. (+ 1 hr. at home)	<b>Segment 1</b> <b>Chapter 1</b> —My Catholic Identity <b>At Home</b> —Girls pray the rosary (an extended activity from Chapter 3).	Deus et Patria Mea: God and My Country workbooks Writing utensils	Parent with optional trained CFA Mentor support
Mtg. 2	1½ hrs. (+ 4 hrs. at home)	<b>Segment 1</b> <b>Chapter 2</b> —My Catholic Values <b>Leavened Bread</b> —Give girls leavened bread ingredients and instructions to make at home. <b>At Home</b> —Girls pray the rosary (an extended activity from Chapter 3), make leavened bread, receive the Eucharist on Sunday, and attend Mass weekly..	God and My Country workbooks Writing utensils Unleavened bread ingredients Leavened bread ingredients and instructions in take-home bags	Parent with optional trained CFA Mentor support
Mtg. 3	1-1½ hrs. (+ 1 hr. at home)	<b>Segment 1</b> <b>Chapter 3</b> —My Catholic Traditions <b>At Home</b> —Girls pray the rosary.	God and My Country workbooks Writing utensils Twine Pony beads Miraculous Medals Small crucifixes Poster board Markers	Parent with optional trained CFA Mentor support
Mtg. 4	30 min. (+ 1 hr. at home)	<b>Segment 1</b> <b>Chapter 4</b> —Living My Catholic Faith <b>At Home</b> —Girls pray the rosary (an extended activity from Chapter 3) and gather food, drink, and clothing for the meeting.	God and My Country workbooks Writing utensils Collection container(s)	Parent with optional trained CFA Mentor support

## Dedicated Meetings (if opted by parents)—Second-Year Explorers

DAY	TIME	STUDY CONTENT/ ACTIVITY	SUPPLIES	LEADER
Mtg. 1	30 min. (+ 1 hr. at home)	<b>Segment 2</b> <b>Chapter 1</b> —My Catholic Identity <b>At Home</b> —Girls spend one hour with Jesus in adoration (an extended activity from Chapter 2).	Deus et Patria Mea: God and My Country workbooks Writing utensils	Parent with optional trained CFA Mentor support
Mtg. 2	30 min. (+ 1 hr. at home)	<b>Segment 2</b> <b>Chapter 2</b> —My Catholic Values <b>At Home</b> —Girls spend one hour with Jesus in adoration (an extended activity from Chapter 2).	God and My Country workbooks Writing utensils	Parent with optional trained CFA Mentor support
Mtg. 3	30 min.-1½ hrs. (+ 1 hr. at home)	<b>Segment 2</b> <b>Chapter 3</b> —My Catholic Traditions <b>At Home</b> —Girls spend one hour with Jesus in adoration.	God and My Country workbooks Writing utensils Information about a Catholic mission Crafting supplies	Parent with optional trained CFA Mentor support
Mtg. 4	30 min.-1 hr. (+ 1 hr. at home)	<b>Segment 2</b> <b>Chapter 4</b> —Living My Catholic Faith <b>Story Presentation</b> —Girls present St. Kateri Tekakwitha dolls and story to second-year Tenderhearts. <b>At Home</b> —Girls spend one hour with Jesus in adoration (an extended activity from Chapter 2). They also gather food, drink, and clothing for the meeting.	God and My Country workbooks Writing utensils Collection container(s) Paper doll supplies	Parent with optional trained CFA Mentor support

## Dedicated Meetings (if opted by parents)—Third-Year Explorers

DAY	TIME	STUDY CONTENT/ ACTIVITY	SUPPLIES	LEADER
Mtg. 1	1-1-1/2 hrs.	<b>Segment 3</b> <b>Chapter 1</b> —My Catholic Identity <b>Interview</b> —Girls interview someone of the Catholic faith from another country.	Deus et Patria Mea: God and My Country workbooks Writing utensils	Parent with optional trained CFA Mentor support
Mtg. 2	30 min.-1 hr. (+ 1 hr. at home)	<b>Segment 3</b> <b>Chapter 2</b> —My Catholic Values <b>At Home</b> —Girls spend one hour with Girl experience “hugging the unhuggable”	God and My Country workbooks Writing utensils	Parent with optional trained CFA Mentor support
Mtg. 3	1-1½ hr. (+ 1 hr. at home)	<b>Segment 3</b> <b>Chapter 3</b> —My Catholic Traditions <b>Interview</b> —Girls interview someone of another generation (may be completed at home and discussed as a group).	God and My Country workbooks Writing utensils Fleece tie blanket supplies Crafting or scrapbooking supplies	Parent with optional trained CFA Mentor support
Mtg. 4	30 min. (+ 1 hr. at home)	<b>Segment 3</b> <b>Chapter 4</b> —Living My Catholic Faith <b>At Home</b> —Girls sacrifice for others.	God and My Country workbooks Writing utensils	Parent with optional trained CFA Mentor support

## Dedicated Meetings—First-Year Pioneers

DAY	TIME	STUDY CONTENT/ ACTIVITY	SUPPLIES	LEADER
Field Trip 1	2 hrs.	<b>Church Visit</b> —Girls visit other Catholic churches (an optional activity from Chapter 1).		Trained CFA Mentor
Mtg. 1	1-1½ hrs.	<b>Segment 1</b> <b>Chapter 1</b> —My Catholic Identity <b>Activity 1</b> —Sacramentals.	Deus et Civitas Mea: God and My Community workbooks Writing utensils Colored pencils Information about the sacramental history of your parish	Trained CFA Mentor
Field Trip 2	2 hrs.	<b>Service</b> —Girls serve at a food pantry or soup kitchen (an extended activity from Chapter 2).		Trained CFA Mentor
Mtg. 2	1-1½ hrs.	<b>Segment 1</b> <b>Chapter 2</b> —My Catholic Values	God and My Community workbooks Writing utensils Catechism of the Catholic Church Information about Harriet Tubman	Trained CFA Mentor
Field Trip 3	2 hrs.	<b>Service</b> —Girls serve at a food pantry or soup kitchen (an extended activity from Chapter 2).		Trained CFA Mentor
Mtg. 3	1½-2 hrs.	<b>Segment 1</b> <b>Chapter 3</b> —My Catholic Traditions <b>Activity 2</b> —Share the story of a Saint (i.e., Harriet Tubman video).	God and My Community workbooks Writing utensils Catechism of the Catholic Church Bible Information about chosen Saint Video recording device or other supplies for the Saint project	Trained CFA Mentor
Mtg. 4	1½-2 hrs.	<b>Segment 1</b> <b>Chapter 4</b> —Living the Catholic Faith	God and My Community workbooks Writing utensils <i>Laboren Exercens</i> Information about labor unions Information about current workers' issues Lined paper Government official's name and address Stamped envelopes	Trained CFA Mentor

## Dedicated Meetings—Second-Year Pioneers

DAY	TIME	STUDY CONTENT/ ACTIVITY	SUPPLIES	LEADER
Mtg. 1	1½-2 hrs. (+ 1 hr. at home)	<p><b>Segment 2</b></p> <p><b>Chapter 1</b>—My Catholic Identity</p> <p><b>Interview</b>—Girls interview someone who has received the Sacrament of Anointing of the Sick.</p> <p><b>At Home</b>—Girls attend Eucharistic Adoration and pray the Chaplet of Divine Mercy two more times</p>	<p>Deus et Civitas Mea: God and My Community workbooks</p> <p>Writing utensils</p> <p>Rosary beads</p>	Trained CFA Mentor
Mtg. 2	1½-2 hrs. (+ 1½ hr. at home)	<p><b>Segment 2</b></p> <p><b>Chapter 2</b>—My Catholic Values</p> <p><b>At Home</b>—Girls journal for one week.</p>	<p>God and My Community workbooks</p> <p>Writing utensils</p> <p>Pictures in books or magazines</p> <p>Lined paper</p> <p>Community service ideas</p> <p>Service project supplies (i.e., blessing bags)</p> <p>Lined paper</p> <p>Information about St. Maria Goretti</p>	Trained CFA Mentor
Mtg. 3	1½-2 hrs.	<p><b>Segment 2</b></p> <p><b>Chapter 3</b>—My Catholic Traditions</p>	<p>God and My Community workbooks</p> <p>Writing utensils</p> <p>Bible</p> <p>Information about community and parish service opportunities</p> <p>Information about USCCB's seven themes</p>	Trained CFA Mentor
Field Trip 1	2 hrs.	<b>Service</b> —Girls serve an organization from Chapter 3.		Trained CFA Mentor
Field Trip 2	2 hrs.	<b>Service</b> —Girls serve an organization from Chapter 3.		Trained CFA Mentor
Mtg. 4	45 min.-1 hr.	<p><b>Segment 2</b></p> <p><b>Chapter 4</b>—Living the Catholic Faith</p>	<p>God and My Community workbooks</p> <p>Writing utensils</p>	Trained CFA Mentor

## Dedicated Meetings—First-Year Patriots

DAY	TIME	STUDY CONTENT/ ACTIVITY	SUPPLIES	LEADER
Mtg. 1	1½-2 hrs. (+ 2½ hrs. at home)	<p><b>Segment 1</b></p> <p><b>Chapter 1</b>—My Catholic Identity</p> <p><b>Service</b>—Girls perform service for their parish..</p> <p><b>At Home</b>—Girls develop a daily prayer plan and attend Adoration or Mass.</p>	<p>Femina Integritatis: Woman of Integrity workbooks</p> <p>Writing utensils</p> <p>Journals</p> <p>Catechism of the Catholic Church</p> <p>Information about St. Catherine of Siena</p>	Trained CFA Mentor
Mtg. 2	1½-2 hrs. (+ 1½ hrs. at home)	<p><b>Segment 1</b></p> <p><b>Chapter 2</b>—My Catholic Values</p> <p><b>Service</b>—Girls perform service for their parish (from Chapter 1).</p> <p><b>At Home</b>—Girls review their daily prayer plan (from Chapter 1).</p>	<p>Woman of Integrity workbooks</p> <p>Writing utensils</p> <p>Journals</p> <p>Catechism of the Catholic Church</p> <p>Information about St. Jeanne Jugan</p> <p>Poster boards</p> <p>Markers</p>	Trained CFA Mentor
Field Trip 1	3 hrs.	<p><b>Service</b>—Girls perform hands-on service at a local charity.</p>		Trained CFA Mentor
Mtg. 3	1½-2 hrs. (+ 1½ hrs. at home)	<p><b>Segment 1</b></p> <p><b>Chapter 3</b>—My Catholic Traditions</p> <p><b>Guest Speaker</b>—Girls hear from a priest or deacon.</p> <p><b>Service</b>—Girls perform service for their parish (from Chapter 1).</p> <p><b>At Home</b>—Girls review their daily prayer plan (from Chapter 1).</p>	<p>Woman of Integrity workbooks</p> <p>Writing utensils</p> <p>Journals</p> <p>Information about St. Louis Marie De Montfort</p> <p>Liturgical Calendar</p> <p>Catechism of the Catholic Church</p> <p>Bible</p> <p>Blank calendar printouts</p> <p>Colored pencils</p>	Trained CFA Mentor
Mtg. 4	1½-2 hrs. (+ 2½ hrs. at home)	<p><b>Segment 1</b></p> <p><b>Chapter 4</b>—Living the Catholic Faith</p> <p><b>Service</b>—Girls perform service for their parish (from Chapter 1).</p> <p><b>At Home</b>—Girls conduct a daily Examination of Conscience and pray for a cause for nine days.</p>	<p>Woman of Integrity workbooks</p> <p>Writing utensils</p> <p>Journals</p> <p>Information about St. Therese of Lisieux and St. Jeanne Jugan</p>	Trained CFA Mentor

## Dedicated Meetings—Second-Year Patriots

DAY	TIME	STUDY CONTENT/ ACTIVITY	SUPPLIES	LEADER
Field Trip 1	1 hr.	<b>Service</b> —Girls volunteer at a local charity.		Trained CFA Mentor
Mtg. 1	1½-2 hrs. (+ 1½ hrs. at home)	<b>Segment 2</b> <b>Chapter 1</b> —My Catholic Identity <b>Fashion Show</b> —Girls model modesty for younger Troop girls. <b>At Home</b> —Girls continue their daily prayer plan (from Segment 1) and add a new element.	Femina Integritatis: Woman of Integrity workbooks Writing utensils Journals <i>Mulieris Dignitatem</i> Information about St. Clare of Assisi Catechism of the Catholic Church Paper Colored pencils	Trained CFA Mentor
Field Trip 1	1 hr.	<b>Service</b> —Girls volunteer at a local charity.		Trained CFA Mentor
Mtg. 2	1½-2 hrs. (+ 2½ hrs. at home)	<b>Segment 2</b> <b>Chapter 2</b> —My Catholic Values <b>Guest Speaker</b> —Girls hear from a guest speaker about offering their sufferings to Our Lord <b>At Home</b> —Girls continue their daily prayer plan (from Segment 1) and add the Lectio Divina format. They also spend one hour with Jesus in adoration.	Woman of Integrity workbooks Writing utensils Journals Information about Blessed Pier Giorgio Frassati <i>Lectio Divina</i> Catechism of the Catholic Church <i>Lumen Gentium</i> <i>Mulieris Dignitatem</i>	Trained CFA Mentor
Field Trip 1	1 hr.	<b>Service</b> —Girls volunteer at a local charity.		Trained CFA Mentor
Mtg. 3	1½-2 hrs. (+ 2½ hrs. at home)	<b>Segment 2</b> <b>Chapter 3</b> —My Catholic Traditions <b>At Home</b> —Girls review their daily prayer. Girls continue their daily prayer plan (from Segment 1) and spend one hour with Jesus in adoration.	Woman of Integrity workbooks Writing utensils Journals <i>Mulieris Dignitatem</i> Information about St. Teresa of Jesus de Los Andes Poster boards Markers Blank cards and envelopes	Trained CFA Mentor
Field Trip 1	1 hr.	<b>Service</b> —Girls volunteer at a local charity.		Trained CFA Mentor
Mtg. 4	1½-2 hrs. (+ 2½ hrs. at home)	<b>Segment 2</b> <b>Chapter 4</b> —Living the Catholic Faith <b>At Home</b> —Girls continue their daily prayer plan (from Segment 1), adding a prayer about service, and spend one hour with Jesus in adoration.	Woman of Integrity workbooks Writing utensils Journals <i>Mulieris Dignitatem</i> Information about St. Martin de Porres	Trained CFA Mentor



## Dedicated Meetings—Third-Year Patriots

DAY	TIME	STUDY CONTENT/ ACTIVITY	SUPPLIES	LEADER
Mtg. 1	1½-2 hrs. (+ 1½ hr. at home)	<p><b>Segment 3</b></p> <p><b>Chapter 1</b>—My Catholic Identity</p> <p><b>At Home</b>—Girls continue their daily prayer plan (from Segment 1) and add an element.</p>	<p>Femina Integritatis: Woman of Integrity workbooks</p> <p>Writing utensils</p> <p>Journals</p> <p>Catechism of the Catholic Church</p> <p>Information about St. Joan of Arc</p> <p>Information about the devotions of Ember Days, Rogation Days, Consecration to Jesus through Mary, First Fridays, and First Saturdays</p>	Trained CFA Mentor
Field Trip 1	2 hrs.	<p><b>Service</b>—Girls volunteer at a crisis pregnancy center, nursing home, or charity serving persons with disabilities.</p>		Trained CFA Mentor
Mtg. 2	1½-2 hrs. (+ 1½ hrs. at home)	<p><b>Segment 3</b></p> <p><b>Chapter 2</b>—My Catholic Values</p> <p><b>At Home</b>—Girls continue their daily prayer plan (from Segment 1) and add a prayer about abortion and euthanasia</p>	<p>Woman of Integrity workbooks</p> <p>Writing utensils</p> <p>Journals</p> <p><i>Evangelium Vitae</i></p> <p>Information about Mother Frances Xavier Cabrini</p> <p>Catechism of the Catholic Church</p>	Trained CFA Mentor
Field Trip 2	1 hr.	<p><b>Church Visit</b>—Girls go on a mini-pilgrimage to a local shrine or another Catholic Church</p>	<p>Woman of Integrity workbooks</p>	Trained CFA Mentor
Mtg. 3	1½-2 hrs. (+ 1½ hrs. at home)	<p><b>Segment 3</b></p> <p><b>Chapter 3</b>—My Catholic Traditions</p> <p><b>At Home</b>—Girls continue their daily prayer plan (from Segment 1) and add a prayer about the spiritual treasures of the Church.</p>	<p>Woman of Integrity workbooks</p> <p>Writing utensils</p> <p>Journals</p> <p>Information about Pope St. Pius X</p> <p>Catechism of the Catholic Church</p> <p>Bible</p>	Trained CFA Mentor
Mtg. 4	1½-2 hrs. (+ 1½ hrs. at home)	<p><b>Segment 3</b></p> <p><b>Chapter 4</b>—Living the Catholic Faith</p> <p><b>Guest Speaker</b>—Girls hear from a guest speaker about Catholic college programs.</p> <p><b>At Home</b>—Girls continue their daily prayer plan (from Segment 1) and add a prayer about hindrances</p>	<p>Woman of Integrity workbooks</p> <p>Writing utensils</p> <p>Journals</p> <p>Information about St. Edith Stein (St. Teresa Benedicta of the Cross)</p> <p><i>The Newman Guide to Choosing a Catholic College</i></p>	Trained CFA Mentor

## Dedicated Meetings—Fourth-Year Patriots

DAY	TIME	STUDY CONTENT/ ACTIVITY	SUPPLIES	LEADER
Field Trip 1	4 hrs.	<b>Mini Retreat</b> —Girls attend a Day of Reflection.		Trained CFA Mentor
Mtg. 1	1½-2 hrs. (+ 1½ hrs. at home)	<b>Segment 4</b> <b>Chapter 1</b> —My Catholic Identity <b>At Home</b> —Girls continue their daily prayer plan (from Segment 1) and add a prayer about womanhood.	Femina Integritatis: Woman of Integrity workbooks Writing utensils Journals Bible Information about St. Elizabeth of Hungary Blank cards and envelopes Poster boards Markers	Trained CFA Mentor
Wk. 1	(15 min. at home)	<b>At Home</b> —Girls offer a humble offering to God.		Patriot
Wk. 2	(15 min. at home)	<b>At Home</b> —Girls offer a humble offering to God.		Patriot
Mtg. 2	1½-2 hrs. (+ 1½ hrs. at home)	<b>Segment 4</b> <b>Chapter 2</b> —My Catholic Values <b>Guest Speakers</b> —Girls invite a local Bible study to join and conduct a mini-study with them during their meeting. <b>At Home</b> —Girls continue their daily prayer plan (from Segment 1) and add a prayer about defending their faith.	Woman of Integrity workbooks Writing utensils Journals Information about St. Thomas More	Trained CFA Mentor
Wk. 3	(15 min. at home)	<b>At Home</b> —Girls offer a humble offering to God.		Patriot
Wk. 4	(15 min. at home)	<b>At Home</b> —Girls offer a humble offering to God.		Patriot
Field Trip 2	1 hr.	<b>Service</b> —Girls visit with residents at a nursing home or other residential care facility.		Trained CFA Mentor
Mtg. 3	1½-2 hrs. (+ 1½ hr. at home)	<b>Segment 4</b> <b>Chapter 3</b> —My Catholic Traditions <b>At Home</b> —Girls continue their daily prayer plan (from Segment 1) and consider their life a sacrifice to God	Woman of Integrity workbooks Writing utensils Journals <i>Lumen Gentium</i> Information about St. Joseph Catechism of the Catholic Church	Trained CFA Mentor

DAY	TIME	STUDY CONTENT/ ACTIVITY	SUPPLIES	LEADER
Wk. 5	(15 min. at home)	<b>At Home</b> —Girls offer a humble offering to God.		Patriot
Wk. 6	(15 min. at home)	<b>At Home</b> —Girls offer a humble offering to God..		Patriot
Mtg. 4	1½-2 hrs. (+ 1½ hrs. at home)	<p><b>Segment 4</b></p> <p><b>Chapter 4</b>—Living the Catholic Faith</p> <p><b>Church Visit</b>—Girls spend one hour in Adoration.</p> <p><b>At Home</b>—Girls continue their daily prayer plan (from Segment 1) and add a prayer about God’s will..</p>	<p>Woman of Integrity workbooks</p> <p>Writing utensils</p> <p>Journals</p> <p>Information about Our Lady of Guadalupe</p> <p>Information about Catholic centers or Catholic young adult groups</p>	Trained CFA Mentor

*The general questions within this section of the Faith Award Program F.A.Q. apply to all Faith Award Studies within the Faith Award Program.*

**Why does the award insignia link not bring me to the correct ordering site?**

Only specific roles may order certain awards. Archdiocesan or diocesan authorized purchaser(s) may order Catholic Faith Award medals and patches. **Troop's authorized purchaser(s)** (such as Troop Coordinators, Troop Treasurers, or Troop Advancement Chairs) may order Catholic Faith Award patches, B.Y. Faith Award pins, and badges. Any other Troop role will not have access to these purchasing sites but still may order the optional B.Y. Faith Award patches.

**Can girls still complete programs previously listed in the *Religious Recognitions Guide*?**

As of the 2022-2023 Program Year, only the approved Faith Awards listed above may count toward the Level Awards requirement for Faith Award programming.

**Several girls in my Troop have insignia for a faith-based study not listed here. Can other girls earn these awards?**

Any awards not included on the currently approved Faith Award listing are no longer accepted as meeting the Level Awards requirement for Faith Award programming. Any faith-focused awards earned prior to changes in the approved listing may still be displayed on girls' uniforms, even if they cannot continue to be earned by other girls.

**What programs fulfill the Abigail Adams Award requirement for Faith Award programming?**

Any study option listed above for Patriots fulfills the Abigail Adams Award requirement for Faith Award programming. Patriots who have completed one of the options listed in the *Religious Recognitions Guide* in their Patriot years before June 2021 may count this for their Abigail Adams Award requirement. This includes P.R.A.Y.: God and Life, NFCYM: Marian (Mary, the First Disciple) or Spirit Alive, MCCS: Giving Servant, EOCS: Alpha Omega, and the AHG Spiritual Development Badge.

**What programs fulfill the National Honor Troop Award requirement for the Faith Objective?**

As of the 2021-2022 Program Year, AHG only accepts study options from the listing above for the National Honor Troop Award Faith Objective requirement.

**Are girls required to earn AHG Faith Awards?**

Tenderheart, Explorer, Pioneer, and Patriot girls who are pursuing their Level Awards are required to earn a Faith Award. These programs serve as an excellent tool for learning more about the Lord and growing closer to Him. Faith components weave throughout the AHG Program, but the Faith Awards allow for in-depth studies, community time, and spiritual growth. AHG Faith Awards are forward-focusing, allowing girls to build on their faith over time as they progress through AHG. Patriots earning the Catholic Faith Award must complete Segments One and Two. Patriots earning the B.Y. Faith Award must complete one year of Faith Award programming.

**Can Pathfinders earn Faith Awards?**

As an introduction to the full AHG Program, the Pathfinder Program integrates many faith elements throughout the various activities. Pathfinders do not earn Faith Awards.

**Can a girl complete Faith Award requirements from a different Program Level as part of her Individualized Achievement Plan (IAP)?**

A girl should only complete Faith Award requirements designated for her Program Level. There may be extenuating circumstances where a girl has an IAP and adjustments are necessary within her Program Level. For example, instead of completing a written answer to a question she may verbally convey what she has learned. The girl's IAP Care Team makes any final decisions regarding adjustments to Faith Award requirements.

**How can Faith Awards be included if our Troop has girls in multiple denominations?**

There are several options for Troops with girls of multiple denominations. It is important to be flexible and always include parents when making decisions that will impact a girl's faith life. Troops may encounter differing points of view among the girls through Faith Awards, particularly with membership from multiple Christian faith traditions and backgrounds. This is an excellent opportunity for girls to learn to demonstrate respect towards each other. Troops serving girls from multiple faith traditions should assist girls and families in selecting a Faith Award that honors what the family teaches at home. Families can lean into the wisdom of their priest or pastor in both selecting curriculum and continuing in-depth discussions of deeper topics raised during girl studies. A few options for Troops with multiple denominations include:

- Girls can complete Faith Awards individually with the guidance of a parent or mentor.
- Girls can gather in groups based on denomination.
- Girls from multiple Troops can gather based on denomination.
- Girls from multiple faith traditions can complete an ecumenical Faith Award Program together.

**Is a girl allowed to participate in a Faith Award Program that does not fit her church's denomination?**

Troops and girls may pursue any of the approved Faith Award options as long as the faith traditions of each family and the Charter Organization are respected at all times. See the above question and answer for Troops with girls in multiple denominations.

**Is a girl practicing a religious tradition outside of the Christian faith allowed to participate in the Faith Award Program?**

Before the girl works on her Faith Award, her parents or guardians, the leader of her place of worship, and the Charter Organization should agree to allow the girl to participate.

**Is a girl who is not practicing any religious tradition allowed to participate in the Faith Award Program?**

Before the girl works on her Faith Award, her parents or guardians and the Charter Organization should agree to allow the girl to participate.

**Can a girl earn multiple Faith Awards at her Program Level?**

Faith is built into many aspects of the AHG Program and is not confined to the Faith Award Program. Throughout their time in AHG, girls should experience the full range of programming, which is why AHG only requires one Faith Award per Program Level for Level Awards. If a girl following the Catholic Faith Award Program wishes to complete each year's segment, or a girl wishes to pursue a new B.Y. Faith Award each year, this is acceptable as long as it does not pull away from other programming activities. *(Please note that a girl can potentially earn a patch annually for each Faith Award, but she can only earn one to two Catholic Faith Award Medals and one B.Y. Faith Award Pin per Program Level.)* Girls and Troop leadership may wish to review their annual plans together to ensure that a girl enjoys a well-rounded experience with faith, service, and fun!

**What happens if a girl joins AHG later in her Program level or partway through the year and misses the opportunity to complete her Faith Award with her Unit?**

Every girl should be offered the opportunity to complete her Faith Award, as it is required in earning her Level Award. If a girl misses the opportunity, her parents or guardians should be informed about what is available. Girls are allowed to work on many aspects of the program individually and can participate at their own pace if they desire. Each girl has a unique AHG journey and is permitted to opt out of Faith Awards and Level Awards.

**How should parents be involved in the Faith Award Program?**

No matter what level of involvement a parent has in the Troop, parents should be informed of what their girls are learning, especially with matters of faith. Be sure to communicate clearly and regularly with the parents what their daughter will be learning. A partnership of learning will serve as intentional reinforcement of the principles included in the Faith Award Program.

*The questions within this section of the Faith Award Program F.A.Q. are in reference to a girl's completion of a B.Y. Faith Award as her Faith Award of choice.*

**What is new to the B.Y. Faith Award Program in 2022-2023?**

AHG expanded the above listing of study options to include several AHG faith-focused badges.

**Are there any additional changes or updates to the B.Y. Faith Award Program in 2022-2023?**

For the 2022-2023 Program Year, AHG is introducing the supplementary R.E.A.L. Life Creed Study Extension Pack which provides study pages for all “dig deeper” passages.

AHG has also designed a Live It Out Patch for the girls to earn upon completion of the Live It Out study.

**Does a girl have to continue with the same study in subsequent Program Levels**

No, a girl may pursue the same B.Y. Faith Award at each available Program Level, or she may choose different programs at each Program Level.

**Is a girl required to complete the B.Y. Faith Awards with Unit Leaders?**

No, she is not. A girl may work on her B.Y. Faith Award at home or church. She will need to share her work and experience with her Troop Shepherd or Unit Leader to verify she has completed the requirements.

**Does a girl need both the B.Y. Faith Award Pin and the patch?**

No, she does not. The B.Y. Faith Award Pins are the required insignia for B.Y. Faith Awards. While some studies offer a patch, this patch is optional. Unit Leaders may choose to only purchase the pin for the girls and not the patch.

**Why do the pins move to the next Program Level, but the patches do not?**

The B.Y. Faith Award Pins are the primary insignia for the B.Y. Faith Award Program. Through earning her B.Y. Faith Award, a girl may complete a patch at her Program Level. The patch represents how the girl earned her B.Y. Faith Award and is optional. Girls may move pins to the next Program Level to show the program's forward-focusing progression and encourage girls to build on what they have learned.

**Because the pins move up to the next Program Level's Uniform, can I purchase pins from previous Levels for a girl if she completed her Religious Recognition in that Level?**

Yes, you may, but this is not required.

**Who is allowed to order insignia?**

The Troop orders a girl's B.Y. Faith Award insignia.

**Where do I go if I have additional questions?**

If you have reviewed all materials on [AHG's online resource library](#) and have more questions, please contact your Hometown Mentor or Troop Support Specialist.



*The questions within this section of the Faith Award Program F.A.Q. are in reference to a girl's completion of a Catholic Faith Award as her Faith Award of choice.*

## CATHOLIC FAITH AWARDS (CFA)

### **Do girls need a specific person to work on the CFAs?**

For Tenderhearts and Explorers, the girls should work with their parents. Pioneers and Patriots should work with a mentor who has taken the AHG Catholic Faith Award Mentor Training available in [AHGequip](#).

### **Who should be my girl's mentor?**

A Catholic Faith Award Mentor should be a well-formed Catholic such as the Troop Shepherd, an adult who has had catechesis training, the parish director of religious education, or a religious sister, brother, or priest. The mentor should always have two-deep leadership.

### **Can girls work with girls from other Troops or dioceses?**

Deus et Civitas Mea: God and My Community and Femina Integritatis: Woman of Integrity both work best in a group setting. For Troops with only one Pioneer or Patriot, AHG encourages the formation of a group with girls from other AHG Troops to earn their Catholic Faith Awards together. Troops are highly discouraged from joining a group outside of their diocesan boundary. If there are no Catholic girls within the diocesan boundary, please contact the AHG National Catholic Committee for additional help at [catholiccommittee@ahgncc.org](mailto:catholiccommittee@ahgncc.org).

### **Do girls need to complete all activities, service projects, and outings?**

Yes, girls should complete all of these. If a requirement is particularly challenging in your area, please consult with your diocesan authorized purchaser(s) to ask about modification.

### **If a girl joins AHG in the second or third year of a Program Level, where should she start?**

Catholic girls can start with Segment One of their Program Level's CFA or the Segment corresponding to their year within that Program Level. For example, if a girl joins AHG in the 5th grade, she may begin with Segment Two of Deus et Patria Mea: God and My Country. She may also complete Segment One, but she cannot jump ahead to Segment Three until she advances as a third-year Explorer. Patriots should always start with Segment One of Femina Integritatis: Woman of Integrity.

### **Can a girl work on Segments outside of her Program Level (i.e., can an Explorer go back and work on a Tenderheart Faith Award)?**

No, a girl should only work on Segments within her Program Level. She should not move ahead or work on previous Program Levels' segments.

### **How do Catholic girls satisfy the Faith Award requirement for each Level Award?**

Tenderhearts, Explorers, and Pioneers are each required to complete one Segment of their Program Level's Catholic Faith Award. Patriots must complete Segments One and Two of Femina Integritatis: Woman of Integrity to earn their Abigail Adams Level Award.

### **If a girl has already earned her NFCYM award during her current Program Level, could she still work on the Catholic Faith Awards for the remainder of her Program Level?**

Yes, absolutely! Any girl may work on a Catholic Faith Award even if she already has earned an NFCYM award.

**If a girl has already earned her Spirit Alive or Marian Medals as a first-year Patriot, can she count this toward the Abigail Adams Level Award requirement?**

Yes, if a girl has earned Spirit Alive or the Marian Medal as a Patriot before the release of the Catholic Faith Award Program on June 1, 2020, she may count it toward the Abigail Adams Level Award.

**How are the patches and medals presented to the girls?**

Ask your diocesan authorized purchaser(s) if they conduct a special award ceremony for youth earning religious awards. Some dioceses have an annual “Scout Mass,” typically held between January and May. Dioceses usually only award the medal. Troops or churches should award patches at a special ceremony, such as a Court of Awards or Holy Mass, at the discretion of the parish priest.

**Can a Catholic girl earn a B.Y. Faith Award to count toward her Level Award requirement?**

AHG is committed to girls growing in their faith and values the role of the Charter Organization and a girl’s home church in her faith formation. For this reason, AHG does not dictate which Faith Award a girl needs to earn. While AHG recommends the Catholic Faith Awards (CFAs) as the Faith Award option for girls of the Catholic faith, it leaves the final determination up to the girl’s priest and family. If it is deemed most appropriate by her parents and the pastor of her parish. Catholic girls are permitted to complete a B.Y. Faith Award in lieu of a CFA. Curriculum should be made available for both the pastor and parents to review when discerning which Faith Award option is the best fit to encourage the faith walk of a girl.

**What should I do if my diocese wants more information about the Catholic Faith Awards?**

Contact the AHG National Catholic Committee at [catholiccommittee@ahgncc.org](mailto:catholiccommittee@ahgncc.org).

**Where do I go if I have additional questions?**

If you have reviewed all materials on [AHG’s online resource library](#), including the listing of [AHG National Catholic Committee Resources](#), and have more questions, please contact the AHG National Catholic Committee at [catholiccommittee@ahgncc.org](mailto:catholiccommittee@ahgncc.org).